

# ModuleX<sup>®</sup> PRISM Platform

**WALL**

data  
download

COS90/S

## MPP-10/1200/COS90/S



### Product code

[ ex : 1200mm / COS90 / Single mode / 2400K ]

**MPP-10/1200/COS90/S/24K**

Basic Product Series	Size variation	Length	Light distribution	Body type	Color temperature
----------------------	----------------	--------	--------------------	-----------	-------------------

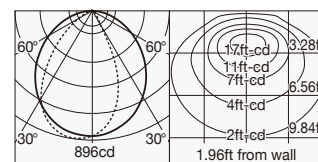
MPP-10/1200/COS90/S/24K.27K.30K.35K.40K

### Products Specifications

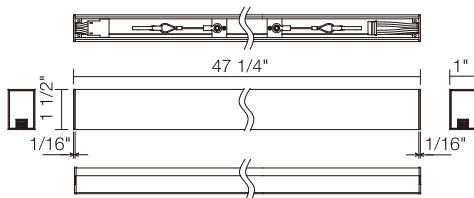
- Fixture's input voltage 24V
- Luminance flux 2960 ~ 3400 lm
- Color rendering CRI (Ra)=2700k,3000k,3500k,4000k : 93(typ) /2400k : 83(typ)
- Fixture's weight 3.20 lbs
- Light distribution COS90
- Fixture's input current 1.23A
- Aiming distance 0.2m (7 7/8 in)

### Light distribution

#### COS90



### Size



### Mounting (Sold separately)

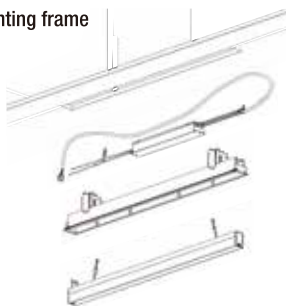
- Mounting frame MMT-10/1200/SF/W.B
- Mounting plat MMT-10/1200/MP

### DC cable for power connection (Sold Separately)

- 39 3/8" MPP-OP/DC01/1000
- 118 7/64" MPP-OP/DC01/3000

### Installation

Mounting frame



Mounting plat



### Exclusive Driver (Sold Separately)

※ please use the DC cable for power connection

### Dimmer (Sold Separately)

www.modulexlighting.com

### Contact

**Mosheo Corporation**  
 2B Airport Drive Ext. Hopedale, MA 01747  
 Phone : +1-774-804-3280  
 E-mail : ModuleXSales@Mosheocorp.com

**ModuleX<sup>®</sup>**

December.2020