

ModuleX[®] PRISM Platform

 WALL

[data download](#) [data download](#) [data download](#)
 COS90/L COS90/R COS90/J

MPP-10/1200/COS90/L.R.J



Product code

[ex : 1200mm / COS90 / Connecting model(left) / 2400K]

MPP-10/1200/COS90/L/24K

Basic Product Series	Size variation	Length	Light distribution	Body type	Color temperature
----------------------	----------------	--------	--------------------	-----------	-------------------

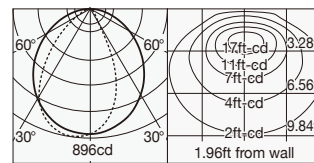
Left MPP-10/1200/COS90/L/24K.27K.30K.35K.40K
 Right MPP-10/1200/COS90/R/24K.27K.30K.35K.40K
 Joint MPP-10/1200/COS90/J/24K.27K.30K.35K.40K

Products Specifications

- Fixture's input voltage 24V
- Luminance flux 2960 ~ 3400 lm
- Color rendering CRI (Ra)=2700k,3000k,3500k,4000k : 93(typ) /2400k : 83(typ)
- Fixture's weight 3.20 lbs
- Light distribution COS90
- Fixture's input current 1.23A
- Aiming distance 0.2m (7 7/8 in)

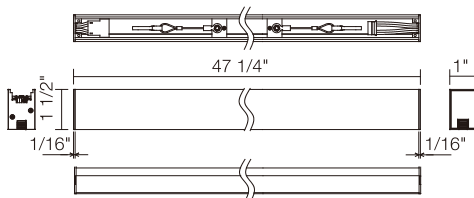
Light distribution

COS90



3000K / 3250Lm

Size



Mounting (Sold separately)

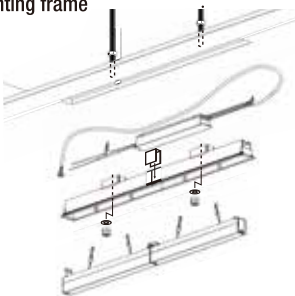
- Mounting frame MMT-10/1200/EF.JF/W,B
- Mounting plat MMT-10/1200/MP

DC cable for power connection (Sold Separately)

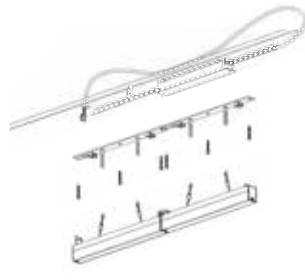
- 39 3/8" MPP-OP/DC01/1000
- 118 7/64" MPP-OP/DC01/3000

Installation

Mounting frame



Mounting plat



Exclusive Driver (Sold Separately)

※ please use the DC cable for power connection

Dimmer (Sold Separately)

www.modulexlighting.com

Contact

Mosheo Corporation
 2B Airport Drive Ext. Hopedale, MA 01747
 Phone : +1-774-804-3280
 E-mail : ModuleXSales@Mosheocorp.com

ModuleX[®]

December.2020