

SPECIFICATION

- Right Model
 - Light Source
 - Color Temperature
 - CRI(Ra)
 - Length
 - Fixture Input Voltage
 - Fixture Input Current
 - Weight
 - Attached Safety Wire
 - Warranty Coverage
- LED Module (Mounted)
 2400K,2700K,3000K,3500K,4000K
 Typ 83(2400K)
 Typ 93(2700K,3000K,3500K,4000K)
 1200mm
 24V
 2.46A
 2.86 lbs,1.3kg
 5 years

Mounting (Sold Separately)

- Mounting Frame MMT-10/1200/EF/W•B
- Mounting Plate MMT-10/1200/MP

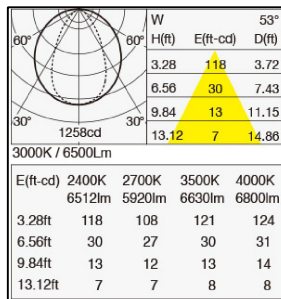
DC cable for Power connection(Sold Separately)
MPP-OP/DC02/1000•3000

Exclusive Driver(Sold Separately)

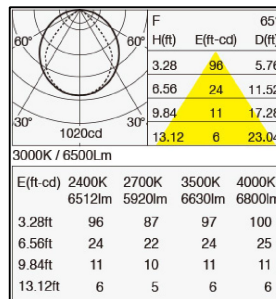
※Please use the DC cable(Sold Separately) for power connection.

Dimmer (Sold Separately)

Ambient Wide



Ambient Flood



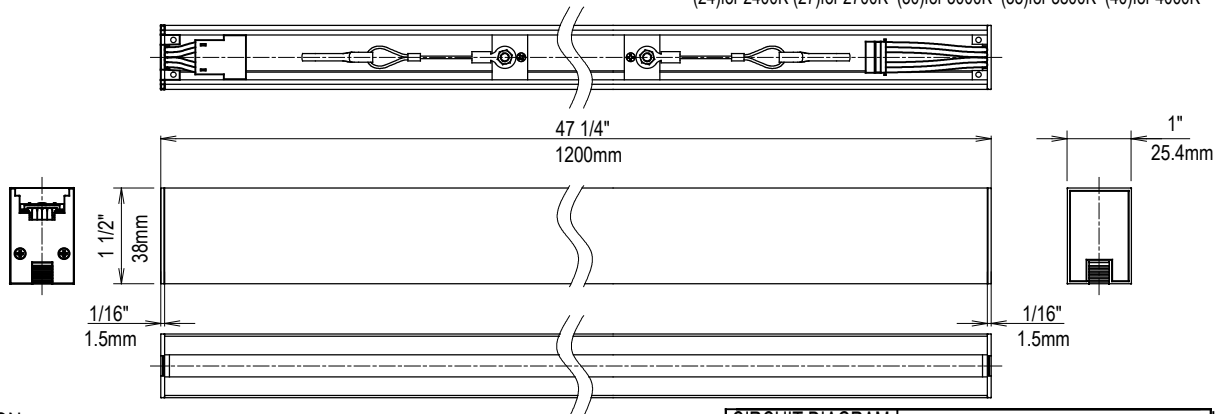
PRODUCT CODE

- MPP-10/1200/FW or FF/R/24K
- MPP-10/1200/FW or FF/R/27K
- MPP-10/1200/FW or FF/R/30K
- MPP-10/1200/FW or FF/R/35K
- MPP-10/1200/FW or FF/R/40K

HOW TO READ THE PRODUCT CODE

MPP-10/1200/FW/R/24K
 1 2 3 4 5 6

- 1 Basic product series
- 2 Size variation
- 3 Length
- 4 Choose the letter code to designate the desired light distribution (FW)for Ambient Wide (FF)for Ambient Flood
- 5 Body type
- 6 Choose the number code to designate the desired Color Temperature (24)for 2400K (27)for 2700K (30)for 3000K (35)for 3500K (40)for 4000K



ATTENTION

- Do not remodel fixtures.
- The fixture is for indoor use only in general conditions. It cannot be used in high humidity conditions.
- Emission color and brightness might be different even within the same model.
- Make sure that the installation surface of the fixture has no unevenness before installation.
- Keep distance of the fixtures and objects at 0.2m or more.
- Be careful when handling the fixture. The edge of the product may cut and cause injury.
- Do not cover fixtures with heat insulator and acoustic materials.
- Use within 0°C~35°C ambient temperature range.
- Do not use a radio or TV near the fixtures. The unit may generate noise in the radio or TV.
- Ensure that the safety wire is connected to the safety wire mounting bracket.
- Do not install on places that are unstable or have no reinforcement.
- This equipment is exclusively used for installation on the ceiling only. It can not be mounted on an inclined ceiling or wall. Do not install in any directions other than downward.
- Even if this product is used indoors, do not use the fixture near places where there would be anything that contains sulfur. (Some foods, medicines, paper products, rubber products and exhaust gas from vehicles may contain sulfur.)
- In order to use it safely, please be sure to read the installation guide before using.

CIRCUIT DIAGRAM

