

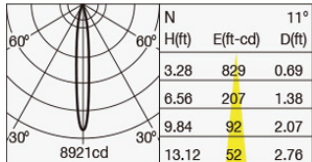
SPECIFICATION

- Light Source
- Input Voltage
- Input current
- Power Consumption
- Dedicated Driver
- Weight
- Dimming Control
- Dimming Range
- UL File number

LED Module (Mounted)
AC120V(Dedicated driver input voltage)
0.129A(AC120V input)
15.4W(AC120V input)
Constant current (50/60Hz shared)
0.82 lbs,370g (Driver weight is included)
-
-
E477257

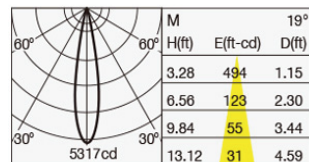
- delivered lumen
(N)for Narrow
(M)for Medium
 - life rating
 - warranty coverage
 - CRI(Ra)
 - color temperature
- 40.1Lm/W(AC120V input)
41.0Lm/W(AC120V input)
50,000hours. L70
5 years
93 typ
2400K,2700K,3000K,3500K,4000K

Narrow



3000K / 1042Lm

Medium



3000K / 1042Lm

PRODUCT CODE

MMP-060S/1H/W or M or S/1N/N/10A24/Z1/2
MMP-060S/1H/W or M or S/1N/N/10A27/Z1/2
MMP-060S/1H/W or M or S/1N/N/10A30/Z1/2
MMP-060S/1H/W or M or S/1N/N/10A35/Z1/2
MMP-060S/1H/W or M or S/1N/N/10A40/Z1/2
MMP-060S/1H/W or M or S/1N/M/10A24/Z1/2
MMP-060S/1H/W or M or S/1N/M/10A27/Z1/2
MMP-060S/1H/W or M or S/1N/M/10A30/Z1/2
MMP-060S/1H/W or M or S/1N/M/10A35/Z1/2
MMP-060S/1H/W or M or S/1N/M/10A40/Z1/2

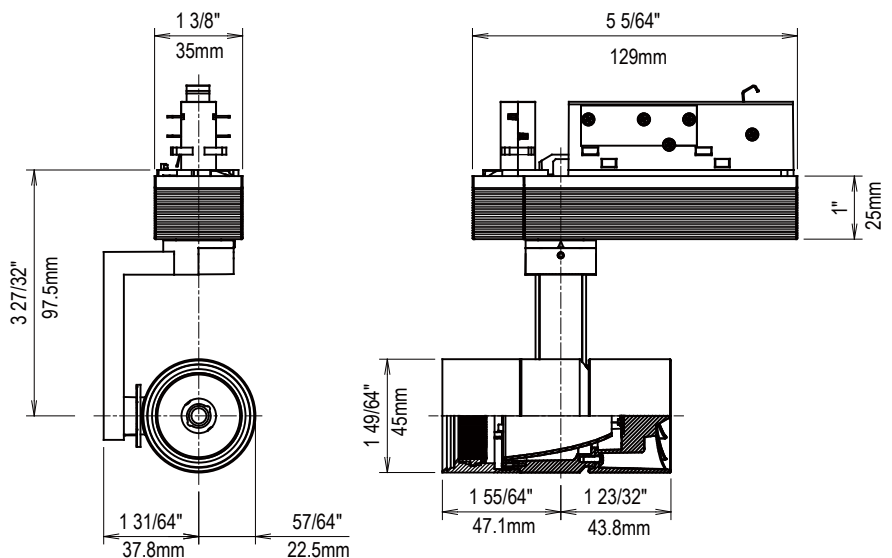
HOW TO READ THE PRODUCT CODE

MMP-060S/1H/W/1N/N/10A 27/Z1/2
1 2 3 4 5 6 7 8 9

- Basic product Series
- Hood type
(1H)for 10° hood
- Choose the letter code to designate the desired color of Product
(W)for White (M)for Matte Black (S)for Silver
- Adapter Type
(1N)for NORDIC ALUMINIUM INC
- Choose the letter code to designate the desired light distribution
(N)for Narrow 11° (M)for Medium 18°
- Light Source
- Choose the letter code to designate the desired Color Temperature
(24)for 2400K (27)for 2700K (30)for 3000K (35)for 3500K (40)for 4000K
- Designates led driver type
(N1)for Non-Dimming
- Authentication
(2)for UL

Lens Filter options

Full-Diffuser Lens Filter MLA-060/DF01
Semi-Diffuser Lens Filter MLA-060/DS01
Full-Spread Lens Filter MLA-060/SF01
Semi-Spread Lens Filter MLA-060/SS01
Edge Control Lens Filter MLA-060/EC01
Sharpener Lens MLA-060/SH01
(available only for narrow distribution)



ATTENTION

- This fixture is compatible with NORDIC ALUMINIUM 2-circuit track only. The fixture attaches to both the left and right circuit rails of the track.
- Please ensure that only one power feed is supplied to the track.

