

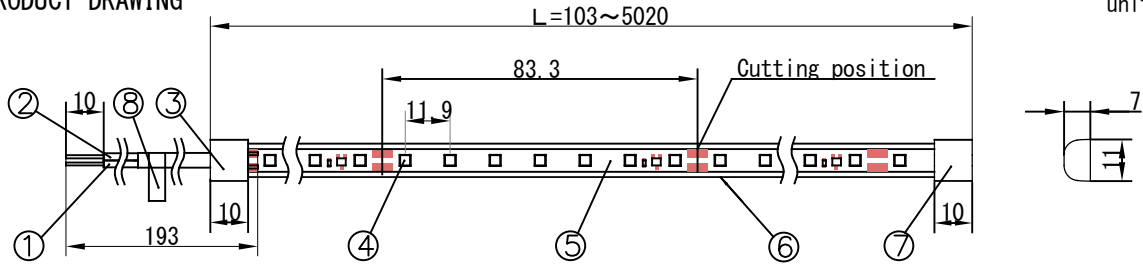
FUNCTION

ConsciLed

CAT. NO.

MAE-CL

1. PRODUCT DRAWING



unit : mm

Part Name	Number	Material	Note	PRODUCT VIEW
1 Lead wire(-)	1	KRL-36_LIS	Black (GND)	
2 Lead wire(+)	1	KRL-36_LIS	Black/White(+24V)	
3 End cap (with hole)	1	Silicon	UL94-HB	
4 LED	-	-	-	
5 PCB	-	FR-4	-	
6 Transparent tube	1	Silicon	UL94-HB	
7 End cap	1	Silicon	UL94-HB	
8 UL seal	1	-	-	

Accessories (1m)

- End cap 2pcs
- Mounting clip 4pcs
- Screw 8pcs
- Flat-washer 8pcs

Option (1m)

- Mounting rail : MAE-CRC04/1000/02
- Mounting rail : MAE-CRC12/1000/02
- Holding clip : MAE-CCL/04/01 4pcs
- Sealing adhesive for End cap : AX-067

2. SPECIFICATION

Input voltage	DC24V
Power consumption	12W/m
Weight	37 g /m
Min. bending allowance	R50mm
Dust and drip proof Protection	IP65
Average of Rendering index	Ave.93 (only 2400K=83)
Ambient temperature	-10°C ~ 40°C

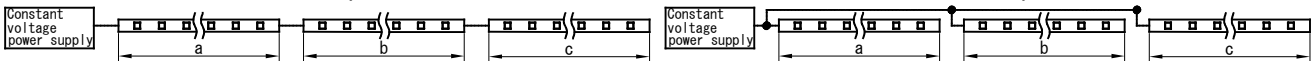
4. CONNECTABLE LENGTH/LED DRIVERS

0-10V Dimming Driver

Max. series connection length	Max. parallel connection length	Max. output power	Model number
5m	5m	60W	E060CV0241
5m	15m	180W	E180CV0241

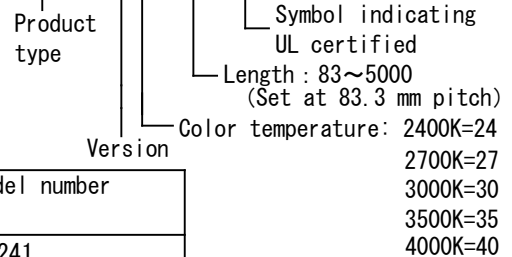
● Series connection example $a+b+c \leq 5m$

● Parallel connection example $a+b+c \leq 15m$



3. PRODUCT CODE

MAE-CL/B30/1000/Z1/2



5. ATTENTION

- Because of unevenness of LED chip, the emission color and the brightness of each product may be different even in the same product model.
- The emission color and brightness of LED chip may become uneven over time.
- Do not use a radio or TV near the fixtures. The unit may generate noise in the radio or TV.
- When replacing, please replace each LED module. LED element can not be replaced.
- For dimming, please use the Lutron 0-10V dimmer (DVSTV-XX), or please contact distributor.
- Mounting clips should be installed at even intervals.
- In order to use it safely, please be sure to read the installation manual and instruction manual.