ModuleX®

North American Product Guide Book Vol.2

September 2018

North American Product guide book vol.2



Corporate message

The light of refined emotion

Light is not just a medium that provides brightness.
What we aim to produce with our lighting are feelings
and irreplaceable experience.

Our proud lighting comes with “functions”
that can increase the value of space and environment and “effects”
that bring about comfort and sophistication.
Ordinary light cannot raise the value of space nor cause warm feelings among people.

What is “LIGHTING?”
It is an “Integrated Lighting Solutions” generated by combining
“hardware technology (equipment technology)” and
“software technique (lighting design)” that serve the needs of each individual client.
We “ModuleX”, continue our endeavor to advance
as lighting professionals and be a pioneer of innovative lighting solutions to provide
“Integrated Lighting Solutions” as our brand “ModuleX”.

From all staff and directors
ModuleX Inc.





“LIGHTING” the key to unite people and their environment

Ordinary light is just an electrical device. But ,“LIGHTING” is different.
We consider “LIGHTING” as one of the most essential elements that combines people’s activities in particular buildings or space in a given area and environment.

The light has a big impact on the shaping of buildings, rooms and space.
It also affects the sense of time and seasons as well as psychological comfort such as calmness and liveliness.
The light is directly linked to people’s mental state, the laws of nature and a long history of civilization and cultural development. We believe that the lighting equipment and design should take all these factors into consideration.

However, the recent lighting equipment seems to solely emphasize its data and statistics such as brightness, color rendering index and myopic ideas of energy -saving effect. An overflow of such information has neglected the key question of “how the light should exist in a particular place, time and environment.”
Easy-to-use materials for professionals must consistently come with simple yet versatile lighting functions and variations, technology to flexibly adjust own products and made-to-order options to accommodate clients’ needs, optical technology and lighting design that optimize the performance of such hardware, and fine-tuning support at each client’s site. We take pride in our products and services, and are determined to provide the best for your needs.

We look forward to serving you with
ModuleX’s Integrated Lighting Solutions.



Photo : Nacása & Partners Inc.

ModuleX®

Integrated Lighting Solutions

ModuleX does not simply sell lighting fixtures.

With a wide variety of lighting effects and controlled light which only our original optical technology is able to produce, ModuleX is able to propose solutions which make up comfortable and always revitalizing space in accordance with each individual customer's project situations. This is what we call ModuleX Integrated Lighting Solutions.

ModuleX comes up with lighting plans/effects by conducting lighting environmental analysis and lighting simulations for each project.

ModuleX®
Hardware technology

×

ModuleX®
Software technique

ModuleX®
Hardware technologies

Elements
Lighting functionality system

Modularity
Adaptability to fit any space

Optics
Unique optical design

Light brushes for professionals

Bright, small and inconspicuous. These are what ModuleX considers to be the basic requirements for functional lighting fixtures. We believe, from a space and environmental designer's perspective, that the ideal state for lighting equipment required to illuminate objects in the target space is to have a minimal presence to be as inconspicuous as possible. At ModuleX, we continue to pursue this ideal state in our own unique way, with the latest revolutionary techniques and technologies.

At ModuleX, we do not work simply in pursuit of performance data for our catalogs. Our way of thinking with regard to lighting fixture design is to reflect and incorporate the points that are most important to professionals—such as the quality of light gradation, the range of adaptability and adjustability offered when using our products in the actual workplace, and the level of convenience when selecting which lighting fixtures to use—into our designs, and translate them into reality.

MMP-080A/CC/N (CH=4000)

MMP-080A/CC/N and MMP-080A/CC/N.Full spread lens filter (CH=4000)



ModuleX® 60

DESIGN | MANUFACTURER
ModuleX.Inc
Tokyo, Japan

2018 PROGRESS Report SELECTION

iF DESIGN AWARD 2017

GOOD DESIGN AWARD 2017

GOOD DESIGN AWARD 2017 BEST 100

GOOD DESIGN AWARD 2017 Design of Production Development

GOOD DESIGN AWARD 2017 My Favorite Design

ModuleX classifies the functionality of stage lighting techniques.

These are the functions of lighting which derive from stage lighting technique to touch the right chord. With an application of stage lighting techniques, ModuleX lighting is precisely defined depending on its roles.

Ambient

Ambient beautifully balances the lighting, giving a final touch to the lighting design. It adjusts an overall balance by making subtle correction to the uneven luminosity on horizontal surfaces.



WALL

WALL is the light emitted on vertical surfaces that enter people's sight the most. Smooth and beautiful gradation and high diffusibility are required in order to enhance the depth and expanse of the space.

Accent

Accent is the light that highlights certain objects. Clear contrast and accurate directional light distribution are required to draw attention to a specific point.



Lighting system elements | Downlight

ModuleX lighting fixtures have a modular structure that enables separation of the lighting fixtures themselves from their mounting devices.
This enables lighting effects to be changed after installation, even in the case of ceiling-embedded lighting fixtures.



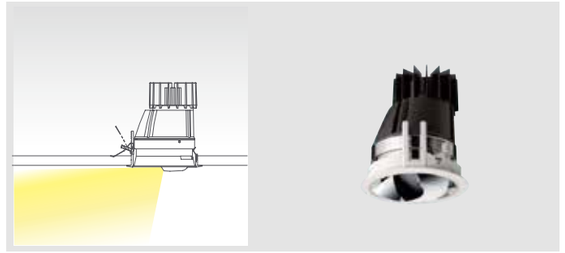

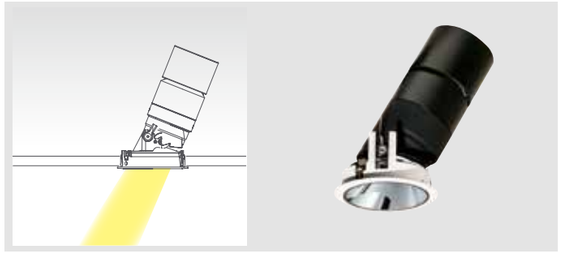

Lighting system elements | Track light

The expression of basic lighting effects is constant, even when installed in a lighting duct.
The lighting effects remain constant regardless of the installation method used.

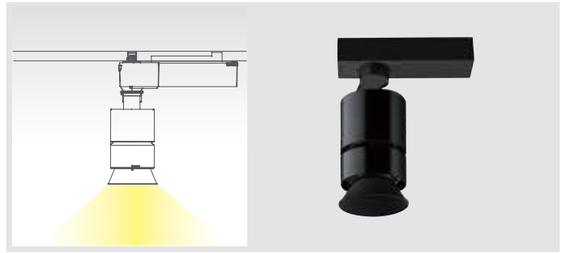

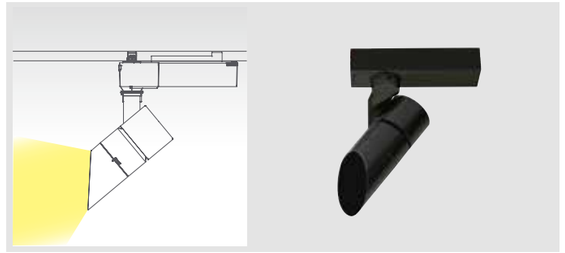

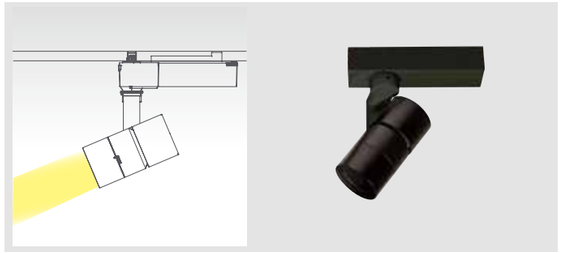

Lighting system elements | GRID

The same principle applies with our GRID platform. Conformity and efficiency can be improved by re-considering the balance of lighting effects even in a space where having the bright light is good enough.



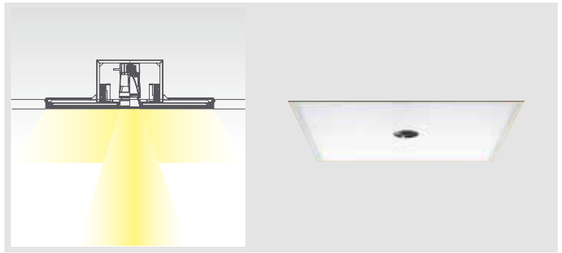

ModuleX systematizes our products by its functions to handle any requests from clients.

We are capable of presenting the proposal which actualizes the desired lighting effects/efficiency and economical efficiency regardless of different environment.
In other words, our platform is able to add the value to our client projects.

Different functions/effects of light can be chosen in one size.

One of our major characteristics is that all types of fixtures are available in every size.
This means that regardless of the space size,
ModuleX can offer the same functions/effects of light.

ModuleX® 60	ModuleX® 80	ModuleX® 100	ModuleX® 130
ϕ2 7/16” ϕ62 mm	ϕ3 15/64” ϕ82 mm	ϕ3 15/16” ϕ100 mm	ϕ5 1/8” ϕ130 mm

ModuleX continues to pursue the minimization of the fixtures.

To elevate the value of space, minimizing the presence of the fixture itself is crucial for functional lighting fixtures. For brighter and greater light quality, we continue to develop our original optical technology and heat control technology to make our fixtures smaller, brighter and glare-controlled.

ModuleX Product Classification and Design Philosophy

1 ModuleX flagship platform to be particular about essential light quality

The flagship platform for interior and architecture — MUSEUM

The Basic Design in which the latest technology can be mounted. Particular about glare-control, the capability for adaptation and the essential quality of light.

2 Adapting the optical design to minimize the quantity of necessary fixtures while keeping the same lighting effects

Utility platform for interior and architecture — SLEEK

Unique optical technology ensures the comfort with a small number of lighting devices.

3 Establishing Both Lighting Effects and High Energy Efficiency

Tetragonal platform for interior and architecture — GRID

New lighting approach available because of LED technology in pursuit of technologies enabling an even distribution and application of light quality.

4 Always Same Lighting Effects for Indoor and Outdoor Fixtures

Outdoor platform for outdoor and landscape — MODS



Aiming to produce outdoor lighting devices that blend in with nature and the surrounding environment, and allow people to unconsciously find comfort in natural harmony.



Accent

The flagship platform
for interior and architecture
MUSEUM

Rather than simply cutting down glare, ModuleX optical design incorporates optical control down to the actual cone and enables various changes in light quality while minimizing the presence of the lighting fixture itself.

ModuleX optical reflector

LED is positioned in the deepest part of this special component.
The reflector is optically curved by using our unique design and the development based on a definite integral method.

ModuleX Filter lighting®

You can change the type of lighting even after the installation is complete.
Unlike some diffusion filters that immensely decrease the efficiency of devices or fresnel lenses that seep out or refract light and change the color of light, our lenses are designed with complex mechanisms and precision. In order to minimize the loss of device's efficiency after setting a filter, we adopted new materials and technology and have developed ultrathin precision lens filters.

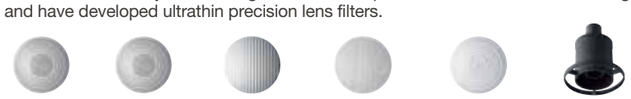

Semi diffuser lens filter | Full diffuser lens filter | Semi spread lens filter | Full spread lens filter | Edge control lens filter | Sharpener lens filter

ModuleX optical cone

An optical cone is an optical functional component that controls glare and irregular reflection from its inner surface according to the purpose of the product installation site.

CC : Chrome cone
Minimizing the existence of fixtures by controlling the luminance with the precise control of reflection

MC : Matte black cone
Having the lowest light reflection to lower the luminance from all angles

WC : White cone
Creating the sense of brightness in space
Having the same brightness from any angles thanks to our original optical design

Angle index and pan lock・tilt lock mechanism

You can precisely check the lighting effects and fix the device firmly.
Tilt angle: 35 degrees



ModuleX Global head office

Harbor terrace Sasebo Geihinkan

The Ritz Carlton Tokyo「HINOKIZAKA」



Accent

The flagship platform
for interior and architecture
MUSEUM

The basic principle behind our spotlights is to control the lighting effects via the hood.
Using our own uniquely designed optical reflectors enables us to achieve free and unfettered manipulation of lighting effects without producing unwanted glare.

ModuleX optical reflector

LED is positioned in the deepest part of this special component.
The reflector is optically curved by using our unique design and the development based on a definite integral method.

ModuleX Filter lighting®

You can change the type of lighting even after the installation is complete.
Unlike some diffusion filters that immensely decrease the efficiency of devices or fresnel lenses that seep out or refract light and change the color of light, our lenses are designed with complex mechanisms and precision. In order to minimize the loss of device's efficiency after setting a filter, we adopted new materials and technology and have developed ultrathin precision lens filters.

Semi diffuser lens filter | Full diffuser lens filter | Semi spread lens filter | Full spread lens filter | Edge control lens filter | Sharpener lens filter

ModuleX optical hood

Our high-performance optical reflector keeps the reduction of illumination at the center to a minimal level even after a hood is installed. An optical baffle with pre-calculated shape and angle is situated inside the hood to reduce the glare.
Up to two filters can be fitted in this component.
(The actual product is fixed with fall prevention wires.)

Body color

※ModuleX color fitting : customized color can be ordered.

W: White
Adapting the major white color (specified in JPMA)

S: Silver
The silver color which can be merged into the surroundings

M: Matte Black
The most non reflecting color to diminish the existence of fixtures



Image

Aesop

Ambient

The flagship platform
for interior and architecture
MUSEUM

Our foundation lighting achieves a high level of glare-free, inconspicuousness and highly-uniform illumination over a wide area with beautiful light gradation through high-level optical control technology.

ModuleX optical reflector

Our optical reflectors offer both high energy efficiency and beautiful gradation, achieved through the development of a new light-distribution control method for the SSL (Solid State Lighting) era.

Module design

Even when using ceiling-suspended spotlights, ModuleX's modular design enables lighting spaces to be composed using the same kinds of lighting elements as with downlights.

ModuleX optical cone

An optical cone is an optical functional component that controls glare and irregular reflection from its inner surface according to the purpose of the product installation site.

CC : Chrome cone

Minimizing the existence of fixtures by controlling the luminance with the precise control of reflection

MC : Matte black cone

Having the lowest light reflection to lower the luminance from all angles

WC : White cone

Creating the sense of brightness in space
Having the same brightness from any angles thanks to our original optical design

ModuleX Global head office



Nakayama Ophthalmology



ModuleX Global head office

WALL

The flagship platform
for interior and architecture
MUSEUM

In order to create space with a sense of depth, it is necessary to illuminate the entire vertical plane with high-uniformity lighting. ModuleX's Wallwasher lighting fixtures illuminate the entire wall surface evenly, from the inside corners of the ceiling right down to the floor.

ModuleX optical reflector

ModuleX's wall lighting fixtures use a composite design combining reflectors and lens filters, and our own unique optical technology to achieve highly uniform light-distribution control in both the vertical and horizontal directions.

Module design

Even when using ceiling-suspended spotlights, ModuleX's modular design enables lighting spaces to be composed using the same kinds of lighting elements as with downlights.
For example, it is possible to render a vertical plane by utilizing edge control or spread lens filters, installed inside a slanted hood-type fixture.

ModuleX optical cone

ModuleX's optical cones allow our wall lighting fixtures achieve even illumination to the inside corners of the ceiling, while at the same time producing a smooth gradation of light extending down towards the floor.

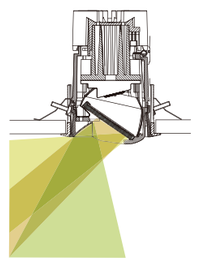

Beauty tune Shiseido

Kogakuin University

Waseda University Senior and Junior High School

ModuleX continues to pursue its own unique optical technologies, with the aim of creating “optical brushes” for lighting professionals.

The flagship platform for interior and architecture MUSEUM

ModuleX Filter lighting®

		Sharpener lens filter	Semi-diffuser lens filter	Full-diffuser lens filter	Semi-spread lens filter	Full-spread lens filter	Edge control lens filter
		Controls the scope of illumination to create a contoured, condensed spotlight image. PAT.P | D.PAT in Japan	Creates a soft, gentle gradation while retaining the core spotlight effect. PAT.P | D.PAT in Japan	Creates a soft, wrap-around lighting effect similar to the effect produced by a reflector lamp.	Produces an easy-to-use short rectangle shape. (horizontal to vertical ratio: approx. 1: 2.8)	Produces a sharp, long rectangle shape. (horizontal to vertical ratio: approx. 1: 3.9) PAT.P in Japan	Adjusts the manner in which the light illuminates the wall surface, with a beautiful gradation effect. PAT.P | D.PAT in Japan
Narrow reflector	10° hood						
	30° hood						
	50° hood						
Medium reflector	10° hood						
	30° hood						
	50° hood						



Downlight

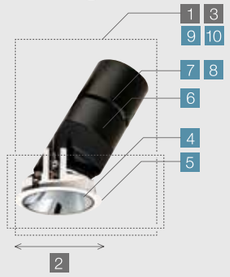

Basic Model Number | Specification Description (Please specify for all cases)

MMP-080A/CC/SWF/N/10B 30/Z1/2

1 Platform
2 Series
3 Function
4 Cone color
5 Frame color
6 Light Distribution
7 Light Source
8 Driver type
9 Color Temperature
10 Authentication

1 Platform

MMP	MUSEUM ModuleX MUSEUM Platform

2 Series

060	ModuleX® 60	size of hole for installation ϕ62mm ϕ 2 7/16"
080	ModuleX® 80	size of hole for installation ϕ82mm ϕ 3 15/64"
100	ModuleX® 100	size of hole for installation ϕ100mm ϕ 3 15/16"
130	ModuleX® 130	size of hole for installation ϕ130mm ϕ 5 1/8"
150	ModuleX® 150	size of hole for installation ϕ150mm ϕ 5 29/32"

3 Function

F	Ambient
W	Wall
A	Accent

4 Cone color

WC		White cone
MC		Matte black cone
CC		Crome cone

5 Frame color

SWF		Single frame white
SMF		Single frame matte black

6 Light Distribution

N	Narrow
M	Medium
W	Wide
F	Flood
0 (zero)	Wall

7 Light Source

8 Color Temperature

24	2400K
27	2700K
30	3000K
35	3500K
40	4000K

9 Driver type

T_	Phase control type
Z_	0-10V

10 Authentication

1	PSE
2	CUL

U-B9451D/1/R27B/NC/W

1 Series
2 Function
3 Light source
4 Authentication
5 Color temperature
6 Cone color
7 Frame color

1 Size

B9	ModuleX 100

2 Function

4	Wall

3 Light source

5X	LED(COB)

4 Driver type

1	0-10V
2	EcoSystem type

5 Color Temperature

R27B	2700K
R30B	3000K
R35B	3500K
R40B	4000K

6 Cone color

WC		White cone
MC		Matte black cone
NC		Chrome cone

7 Frame color

SWF		Single frame white
SMF		Single frame matte black

Track light

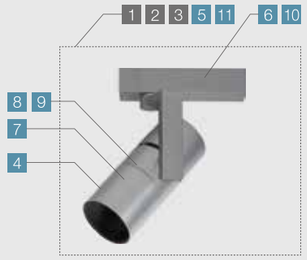

Basic Model Number | Specification Description (Please specify for all cases)

MMP-080S/3H/S/1N/N/10B30/N1/2

1 Platform
2 Series
3 Function
4 Hood
5 Color
6 Plug type
7 Light Distribution
8 Light Source
9 Color Temperature
10 Driver type
11 Authentication

1 Platform

MMP	MUSEUM ModuleX MUSEUM Platform

2 Series

060	ModuleX® 60
080	ModuleX® 80
100	ModuleX® 100
130	ModuleX® 130
150	ModuleX® 150

3 Function

S	Spotlight

4 Hood type

1H		Glare cut off angle 10° hood
3H		Glare cut off angle 30° hood
5H		Glare cut off angle 50° hood
SH		Slant hood

5 Color

W		White
M		Matte black
S		Silver

6 Plug type

1E	EUTRAC®	1 circuit
2E	EUTRAC®	2 circuit
1N	NORDIC®	1 circuit

7 Light Distribution

N	Narrow
M	Medium
W	Wide
F	Flood
0 (zero)	Wall

8 Light Source

It stands for classification and version of light source.
Depending on light source, it will change.

9 Color Temperature

24	2400K
27	2700K
30	3000K
35	3500K
40	4000K

10 Driver type

Z_	0-10V
N_	Non-dimming

11 Authentication

2	CUL

CRI (Ra) : 93 typ
2700K/3000K/3500K/4000K
2400K (ModuleX 60 only)

iF DESIGN AWARD 2017

2018 PROGRESS Report SELECTION

GOOD DESIGN AWARD 2017

GOOD DESIGN AWARD 2017 BEST 100

GOOD DESIGN AWARD 2017 Design of Production Development

GOOD DESIGN AWARD 2017 My Favorite Design

	ModuleX® 60 φ2 7/16" φ62 mm	ModuleX® 80 φ3 15/64" φ82 mm	ModuleX® 100 φ3 15/16" φ100 mm	ModuleX® 130 φ5 1/8" φ130 mm
Ambient	**MMP-060F** COB 17W 1,536 - 1,857 lm Dimming : Phase control Cone color CC WC MC M 34° W 48° F 60° 30°	**MMP-080F** (Square trim) **MMP-080F** (Round trim) COB 26W 2,322 - 2,559 lm Dimming : 0-10V Cone color CC WC MC M 34° W 42° F 62° 30°	**MMP-100F** COB 31W 3,317 - 3,649 lm Dimming : 0-10V Cone color CC WC MC M 32° W 47° F 61° 30°	
WALL		**MMP-080W** COB 26W 2,211 - 2,479 lm Dimming : 0-10V Cone color CC WC MC	**U-B9451D** COB 26W 1,935 - 2,084 lm Dimming : 0-10V,Ecosystem Cone color CC WC MC	
Accent	**MMP-060A** COB 12W 941 - 1,088 lm Dimming : Phase control Cone color CC WC MC N 11° M 20°	**MMP-080A** COB 17W 1,685 - 1,857 lm Dimming : 0-10V Cone color CC WC MC N 12° M 22°	**MMP-100A** COB 33W 2,627 - 2,894 lm Dimming : 0-10V Cone color CC WC MC N 12° M 20°	**MMP-130A** COB 43W 4,161 - 4,577 lm Dimming : 0-10V Cone color CC WC MC N 11° M 19°
Accent	**MMP-060S** COB 12W 941 - 1,088 lm Dimming : EUTRAC type / 0-10V NORDIC type / non-dimming Body color Silver White Matte black N 11° M 18°/19°	**MMP-080S** COB 33W 1,630 - 1,796 lm Dimming : EUTRAC type / 0-10V NORDIC type / non-dimming Body color Silver White Matte black N 11° M 19°/20°	**MMP-100S** COB 33W 2,819 - 3,106 lm Dimming : EUTRAC type / 0-10V NORDIC type / non-dimming Body color Silver White Matte black N 11° M 19°/20°	**MMP-130S** COB 43W 4,161 - 4,577 lm Dimming : EUTRAC type / 0-10V Body color Silver White Matte black N 11° M 18°/19°

Accessories

Full-Diffuser lens filter

Semi-Diffuser lens filter

Full-Spread lens filter

Semi-Spread lens filter

Edge-Control lens filter

Sharpener lens filter

AMBIENT | Ambient downlight

MMP-060F

Product code

[ex : Chrome cone /White trim / Flood 60° / 3000K]

MMP-060F/CC/SWF/F/10A 30/T1/ 2

Basic Product Series	Cone color	Trim color	Light distribution	Light source	Color temperature	Driver type	Auth-entication

◎Dimming | Phase control | 10-100%

White	MMP-060F/WC/SWF/F.W.M/ 10A24.27.30.35.40/T1/2
Matte black	MMP-060F/MC/SWF.SMF/F.W.M/ 10A24.27.30.35.40/T1/2
Chrome	MMP-060F/CC/SWF.SMF/F.W.M/ 10A24.27.30.35.40/T1/2

Products Specifications

・Input Voltage	AC120 ～ 277V
・Power consumption	21.7W(AC120V) / 22.2W(AC277V)
・Luminance flux	1,536 ～ 1,857lm
・Color rendering	CRI (Ra)＝93(typ)
・Fixture's weight	1.21lbs
・Light distribution	Flood (60°) Wide(48°) Medium (34°)
・Input current	0.5A
・Aiming distance	0.2m (7 7/8in)
・Ceiling thickness	23/64 ～ 63/64in
・Glare cut off angle	30°

Light distribution (Chrome cone)

Flood : 60°

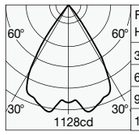

F | CC		60°
H(ft)	E(ft-cd)	D(ft)
3.28	105	3.81
6.56	26	7.61
9.84	12	11.42
13.12	7	15.22

E(ft-cd)	2400K 1536lm	2700K 1686lm	3000K 1783lm	3500K 1818lm	4000K 1857lm
3.28ft	90	99	105	107	109
6.56ft	23	25	26	27	27
9.84ft	10	11	12	12	12
13.12ft	6	6	7	7	7

3000K / 1783Lm

Wide : 48°

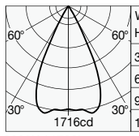

W | CC		48°
H(ft)	E(ft-cd)	D(ft)
3.28	159	2.95
6.56	40	5.91
9.84	18	8.86
13.12	10	11.81

E(ft-cd)	2400K 1536lm	2700K 1686lm	3000K 1783lm	3500K 1818lm	4000K 1857lm
3.28ft	137	151	159	163	166
6.56ft	34	38	40	41	41
9.84ft	15	17	18	18	18
13.12ft	9	9	10	10	10

3000K / 1783Lm

Medium : 34°

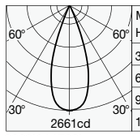

M | CC		34°
H(ft)	E(ft-cd)	D(ft)
3.28	247	2.03
6.56	62	4.07
9.84	27	6.10
13.12	15	8.14

E(ft-cd)	2400K 1536lm	2700K 1686lm	3000K 1783lm	3500K 1818lm	4000K 1857lm
3.28ft	213	234	247	252	257
6.56ft	53	58	62	63	64
9.84ft	24	26	27	28	29
13.12ft	13	15	15	16	16

3000K / 1783Lm

Size

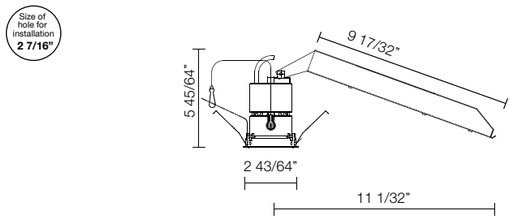

Installation

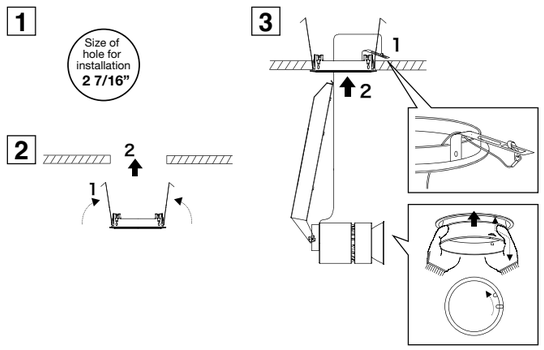

ACCENT | Accent downlight

MMP-060A

Product code

[ex：Chrome cone /White trim / Narrow 11° / 3000K]

MMP-060A/CC/SWF/N/10A 30/T1/ 2

Basic Product Series	Cone color	Trim color	Light distribution	Light source	Color temperature	Driver type	Auth-entication

◎Dimming | Phase control | 10-100%

White	MMP-060A/WC/SWF/N.M/ 10A24.27.30.35.40/T1/2
Matte black	MMP-060A/MC/SWF.SMF/N.M/ 10A24.27.30.35.40/T1/2
Chrome	MMP-060A/CC/SWF.SMF/N.M/ 10A24.27.30.35.40/T1/2

Products Specifications

・Input Voltage	AC120 ～ 277V
・Power consumption	13.5W(AC120V) / 14.9W(AC277V)
・Luminance flux	941 ～ 1,088 lm
・Color rendering	CRI (Ra)＝93(typ)
・Fixture's weight	1.19 lbs
・Light distribution	Narrow (11˚) Medium (20˚)
・Input current	0.35A
・Aiming distance	0.2m (7 7/8in)
・Ceiling thickness	23/64 ～ 63/64 in
・Tilting angle	35˚
・Filter lighting®	2 Filters

Additional Accesaries

・Lens Filter

Full-Diffuser lens filter
MLA-060/DF01

Semi-Diffuser lens filter
MLA-060/DS01

Full-spread lens filter
MLA-060/SF01

Semi-Spread lens filter
MLA-060/SS01

Edge-control lens filter
MLA-060/EC01

Sharpener lens filter
MLA-060/SH01

Size

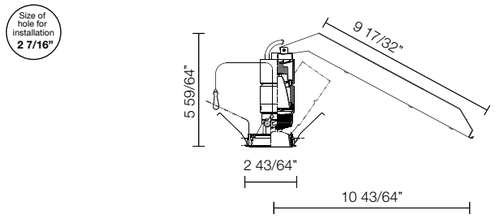

Installation

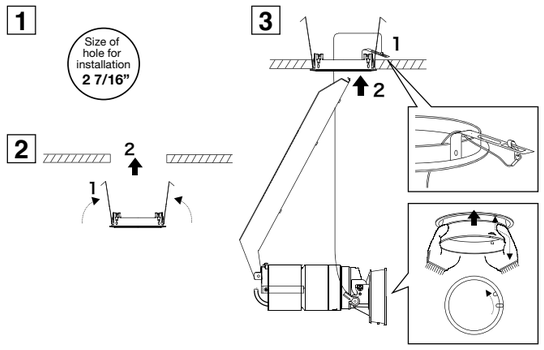

How to do tilt lock

Adjust the angle by looking at the scale and tighten the screw with the hexagon wrench to fix the angle.

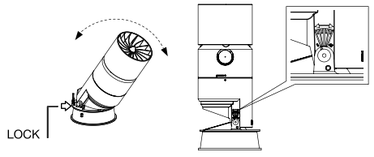

Light distribution (for Chrome cone)

Narrow : 11°

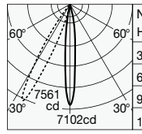

N | CC		11°
H(ft)	E(ft-cd)	D(ft)
3.28	660	0.69
6.56	165	1.38
9.84	73	2.07
13.12	41	2.76

E(ft-cd)	2400K 941lm	2700K 992lm	3000K 1042lm	3500K 1068lm	4000K 1088lm
3.28ft	596	628	660	676	689
6.56ft	149	157	165	169	172
9.84ft	66	70	73	75	77
13.12ft	37	39	41	42	43

3000K / 1042Lm Solid line:vertically / Dotted line:tilt angel:25°

Medium : 20°

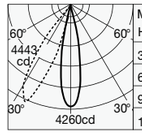

M | CC		20°
H(ft)	E(ft-cd)	D(ft)
3.28	396	1.18
6.56	99	2.36
9.84	44	3.54
13.12	25	4.72

E(ft-cd)	2400K 941lm	2700K 992lm	3000K 1042lm	3500K 1068lm	4000K 1088lm
3.28ft	357	377	396	406	413
6.56ft	89	94	99	101	103
9.84ft	40	42	44	45	46
13.12ft	22	24	25	25	26

3000K / 1042Lm Solid line:vertically / Dotted line:tilt angel:25°

Light distribution (for Chrome cone) with Filter lighting®

Full-Diffuser lens filter | MLA-060/DF01

for Narrow

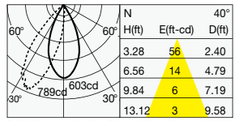

N		40°
H(ft)	E(ft-cd)	D(ft)
3.28	56	2.40
6.56	14	4.79
9.84	6	7.19
13.12	3	9.58

Solid line:vertically / Dotted line:tilt angel:25°
for Narrow 3000K / 1042Lm

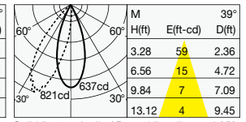

M		39°
H(ft)	E(ft-cd)	D(ft)
3.28	59	2.36
6.56	15	4.72
9.84	7	7.09
13.12	4	9.45

Solid line:vertically / Dotted line:tilt angel:25°
for Medium 3000K / 1042Lm

Semi-Diffuser lens filter | MLA-060/DS01

for Narrow

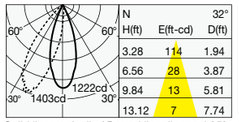

N		32°
H(ft)	E(ft-cd)	D(ft)
3.28	114	1.94
6.56	28	3.87
9.84	13	5.81
13.12	7	7.74

Solid line:vertically / Dotted line:tilt angel:25°
for Narrow 3000K / 1042Lm

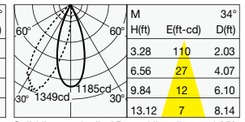

M		34°
H(ft)	E(ft-cd)	D(ft)
3.28	110	2.03
6.56	27	4.07
9.84	12	6.10
13.12	7	8.14

Solid line:vertically / Dotted line:tilt angel:25°
for Medium 3000K / 1042Lm

Full-spread lens filter | MLA-060/SF01

for Narrow

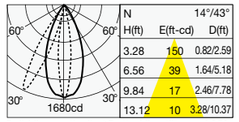

N		14°/43°
H(ft)	E(ft-cd)	D(ft)
3.28	150	0.82/2.59
6.56	39	1.64/5.18
9.84	17	2.46/7.78
13.12	10	3.28/10.37

Solid line:vertically / Dotted line:tilt angel:25°
for Narrow 3000K / 1042Lm

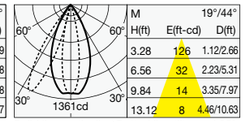

M		19°/44°
H(ft)	E(ft-cd)	D(ft)
3.28	126	1.12/2.66
6.56	32	2.23/5.31
9.84	14	3.35/7.97
13.12	8	4.46/10.63

Solid line:vertically / Dotted line:tilt angel:25°
for Medium 3000K / 1042Lm

Semi-Spread lens filter | MLA-060/SS01

for Narrow

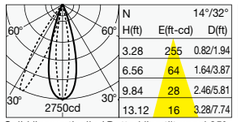

N		14°/32°
H(ft)	E(ft-cd)	D(ft)
3.28	255	0.82/1.94
6.56	64	1.64/3.87
9.84	28	2.46/5.81
13.12	16	3.28/7.74

Solid line:vertically / Dotted line:tilt angel:25°
for Narrow 3000K / 1042Lm

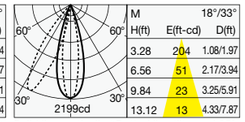

M		18°/33°
H(ft)	E(ft-cd)	D(ft)
3.28	204	1.08/1.97
6.56	51	2.17/3.94
9.84	23	3.25/5.91
13.12	13	4.33/7.87

Solid line:vertically / Dotted line:tilt angel:25°
for Medium 3000K / 1042Lm

Edge-control lens filter | MLA-060/EC01

for Narrow

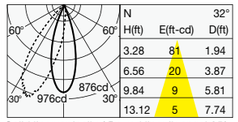

N		32°
H(ft)	E(ft-cd)	D(ft)
3.28	81	1.94
6.56	20	3.87
9.84	9	5.81
13.12	5	7.74

Solid line:vertically / Dotted line:tilt angel:25°
for Narrow 3000K / 1042Lm

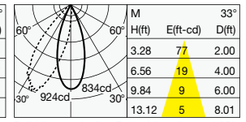

M		33°
H(ft)	E(ft-cd)	D(ft)
3.28	77	2.00
6.56	19	4.00
9.84	9	6.00
13.12	5	8.01

Solid line:vertically / Dotted line:tilt angel:25°
for Medium 3000K / 1042Lm

Sharpener lens filter | MLA-060/SH01

for Narrow

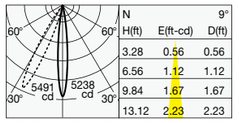

N		9°
H(ft)	E(ft-cd)	D(ft)
3.28	0.56	0.56
6.56	1.12	1.12
9.84	1.67	1.67
13.12	2.23	2.23

Solid line:vertically / Dotted line:tilt angel:25°
for Narrow 3000K / 1042Lm

Narrow only

The attachment of the filters

① Remove the lock by sliding the body along the arrow direction, and detach the hood from the body.

② Rotate the option holder in the hood along the arrow direction and take the option holder out from the hood.

③ Put the filter into the hood.
※ up to 2 filters can be inserted.

④ Put back the option holder to the hood.

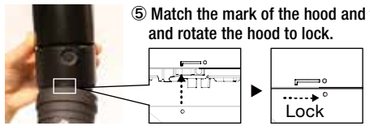

⑤ Match the mark of the hood and the body and rotate the hood to lock.

ACCENT | Track light

MMP-060S/1H

c UL us

Products Specifications

・Input Voltage	AC120V
・Power consumption	15.4W(AC120V)
・Luminance flux	941 ～ 1,088 lm
・Color rendering	CRI (Ra)＝93(typ)
・Fixture's weight	0.82 lbs
・Light distribution	Narrow (11°) Medium (19°)
・Input current	0.129A (120V)
・Aiming distance	0.1m (3 15/16 in)
・Tilting angle	100°
・Filter lighting®	2 Filters

Size

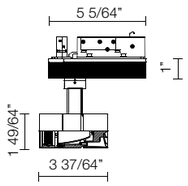

Track system designation

EUTRAC : Series 230,233
EUTRAC CORP NA

NORDIC : type TEK-44,48,412
NORDIC ALUMINIUM INC

・This fixture is compatible with 2-circuit track only. The fixture attaches to both the left and right circuit rails of the track. Please ensure that only one power feed is supplied to the track.

Installation

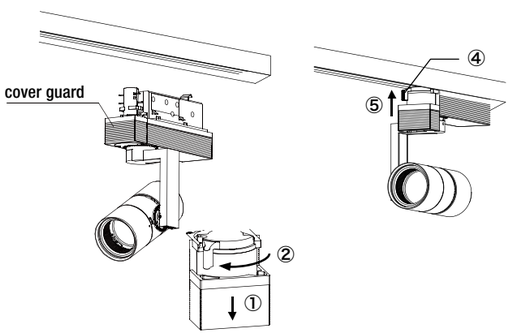

① Pull down the cover guard.
② Rotate the gear lever.
③ Push the driver box against the lighting rail.
④ Rotate the gear lever and lock it.
⑤ Push up the cover guard.

Product code

[ex : 10°Hood / White / EUTRAC type / Narrow 11° / 3000K]

MMP-060S/1H/W/1E/N/10A 30/Z1/ 2

Basic Product Series	Hood	Color	Track type	Light distribution	Light source	Color temperature	Driver type	Auth-entication

◎EUTRAC type
Dimming | 0-10V | 3-100%

White	MMP-060S/1H/W/1E/N.M/10A24.27.30.35.40/Z1/2
Matte black	MMP-060S/1H/M/1E/N.M/10A24.27.30.35.40/Z1/2
Chrome	MMP-060S/1H/S/1E/N.M/10A24.27.30.35.40/Z1/2

◎NORDIC type
Dimming | Non-dimming

White	MMP-060S/1H/W/1N/N.M/10A24.27.30.35.40/N1/2
Matte black	MMP-060S/1H/M/1N/N.M/10A24.27.30.35.40/N1/2
Chrome	MMP-060S/1H/S/1N/N.M/10A24.27.30.35.40/N1/2

Additional Accesaries

・Lens Filter

Full-Diffuser lens filter
MLA-060/DF01

Semi-Diffuser lens filter
MLA-060/DS01

Full-spread lens filter
MLA-060/SF01

Semi-Spread lens filter
MLA-060/SS01

Edge-control lens filter
MLA-060/EC01

Sharpener lens filter
MLA-060/SH01

How to do tilt lock / pan lock

Each angle can be locked by allen wrench attached.

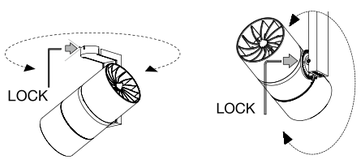

Light distribution

Narrow : 11°

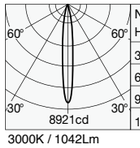

N		11°
H(ft)	E(ft-cd)	D(ft)
3.28	829	0.69
6.56	207	1.38
9.84	92	2.07
13.12	52	2.76

3000K / 1042Lm

E(ft-cd)	2400K 941lm	2700K 992lm	3000K 1042lm	3500K 1068lm	4000K 1088lm
3.28ft	748	789	829	849	865
6.56ft	187	197	207	212	216
9.84ft	83	88	92	94	96
13.12ft	47	49	52	53	54

Medium : 19°

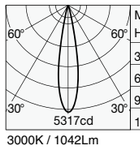

M		19°
H(ft)	E(ft-cd)	D(ft)
3.28	494	1.15
6.56	123	2.30
9.84	55	3.44
13.12	31	4.59

3000K / 1042Lm

E(ft-cd)	2400K 941lm	2700K 992lm	3000K 1042lm	3500K 1068lm	4000K 1088lm
3.28ft	446	470	494	506	516
6.56ft	111	118	123	127	129
9.84ft	50	52	55	56	57
13.12ft	28	29	31	32	32

Light distribution with Filter lighting®

Full-Diffuser lens filter | MLA-060/DF01

for Narrow

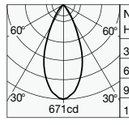

N		43°
H(ft)	E(ft-cd)	D(ft)
3.28	62	2.59
6.56	16	5.18
9.84	7	7.78
13.12	4	10.37

for Narrow 3000K / 1042Lm

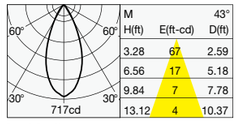

M		43°
H(ft)	E(ft-cd)	D(ft)
3.28	67	2.59
6.56	17	5.18
9.84	7	7.78
13.12	4	10.37

for Medium 3000K / 1042Lm

Semi-Diffuser lens filter | MLA-060/DS01

for Narrow

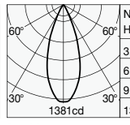

N		34°
H(ft)	E(ft-cd)	D(ft)
3.28	128	2.03
6.56	32	4.07
9.84	14	6.10
13.12	8	8.14

for Narrow 3000K / 1042Lm

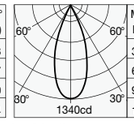

M		35°
H(ft)	E(ft-cd)	D(ft)
3.28	124	2.10
6.56	31	4.20
9.84	14	6.30
13.12	8	8.40

for Medium 3000K / 1042Lm

Full-spread lens filter | MLA-060/SF01

for Narrow

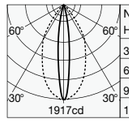

N		14°/49°
H(ft)	E(ft-cd)	D(ft)
3.28	178	0.82/3.02
6.56	45	1.64/6.04
9.84	20	2.46/9.06
13.12	13	3.28/12.07

for Narrow 3000K / 1042Lm

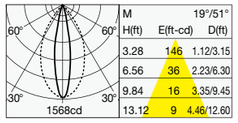

M		19°/51°
H(ft)	E(ft-cd)	D(ft)
3.28	146	1.12/3.15
6.56	36	2.23/6.30
9.84	16	3.35/9.45
13.12	9	4.46/12.60

for Medium 3000K / 1042Lm

Semi-Spread lens filter | MLA-060/SS01

for Narrow

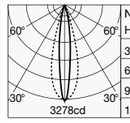

N		14°/33°
H(ft)	E(ft-cd)	D(ft)
3.28	305	0.89/1.87
6.56	76	1.77/3.74
9.84	34	2.66/5.61
13.12	19	3.54/7.48

for Narrow 3000K / 1042Lm

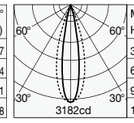

M		19°/34°
H(ft)	E(ft-cd)	D(ft)
3.28	251	1.12/2.03
6.56	63	2.23/4.07
9.84	28	3.35/6.10
13.12	16	4.46/8.14

for Medium 3000K / 1042Lm

Edge-control lens filter | MLA-060/EC01

for Narrow

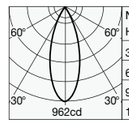

N		33°
H(ft)	E(ft-cd)	D(ft)
3.28	89	2.00
6.56	22	4.00
9.84	10	6.00
13.12	6	8.01

for Narrow 3000K / 1042Lm

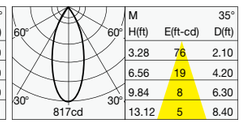

M		35°
H(ft)	E(ft-cd)	D(ft)
3.28	76	2.10
6.56	19	4.20
9.84	8	6.30
13.12	5	8.40

for Medium 3000K / 1042Lm

Sharpene lens filter | MLA-060/SH01

for Narrow

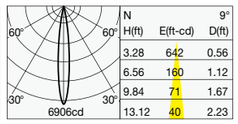

N		9°
H(ft)	E(ft-cd)	D(ft)
3.28	642	0.56
6.56	160	1.12
9.84	71	1.67
13.12	40	2.23

for Narrow 3000K / 1042Lm

Narrow only

The attachment of the filters

① Remove the lock by sliding the body along the arrow direction, and detach the hood from the body.

② Rotate the option holder in the hood along the arrow direction and take the option holder out from the hood.

③ Put the filter into the hood.
※ up to 2 filters can be inserted.
※ The sharpener lens are counted as 2 lens.

④ Put back the option holder to the hood.

⑤ Match the mark of the hood and the body and rotate the hood to lock.

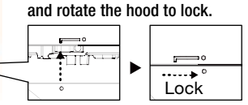

ModuleX® 60

2018 PROGRESS Report SELECTION

iF DESIGN AWARD 2017

GOOD DESIGN AWARD 2017

GOOD DESIGN AWARD 2017 BEST 100

GOOD DESIGN AWARD 2017 Design of Production Development

GOOD DESIGN AWARD 2017 My Favorite Design

MUSEUM The flagship platform for interior and architecture

ACCENT | Track light

MMP-060S/3H

c UL us

Products Specifications

・Input Voltage	AC120V
・Power consumption	15.4W(AC120V)
・Luminance flux	941 ～ 1,088 lm
・Color rendering	CRI (Ra)＝93(typ)
・Fixture's weight	0.84 lbs
・Light distribution	Narrow (11°) Medium (19°)
・Input current	0.129A (120V)
・Aiming distance	0.1m (3 15/16 in)
・Tilting angle	100°
・Filter lighting®	2 Filters

Size

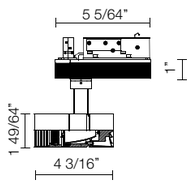

Track system designation

EUTRAC : Series 230,233
EUTRAC CORP NA

NORDIC : type TEK-44,48,412
NORDIC ALUMINIUM INC

・This fixture is compatible with 2-circuit track only. The fixture attaches to both the left and right circuit rails of the track. Please ensure that only one power feed is supplied to the track.

Installation

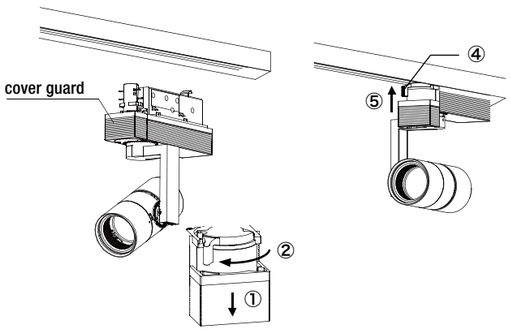

① Pull down the cover guard.
② Rotate the gear lever.
③ Push the driver box against the lighting rail.
④ Rotate the gear lever and lock it.
⑤ Push up the cover guard.

Product code

[ex : 30°Hood / White / EUTRAC type / Narrow 11° / 3000K]

MMP-060S/3H/W/1E/N/10A 30/Z1/ 2

Basic Product Series	Hood	Color	Track type	Light distribution	Light source	Color temperature	Driver type	Auth-entication

◎EUTRAC type
Dimming | 0-10V | 3-100%

White	MMP-060S/3H/W/1E/N.M/10A24.27.30.35.40/Z1/2
Matte black	MMP-060S/3H/M/1E/N.M/10A24.27.30.35.40/Z1/2
Chrome	MMP-060S/3H/S/1E/N.M/10A24.27.30.35.40/Z1/2

◎NORDIC type
Dimming | Non-dimming

White	MMP-060S/3H/W/1N/N.M/10A24.27.30.35.40/N1/2
Matte black	MMP-060S/3H/M/1N/N.M/10A24.27.30.35.40/N1/2
Chrome	MMP-060S/3H/S/1N/N.M/10A24.27.30.35.40/N1/2

Additional Accesaries

・Lens Filter

Full-Diffuser lens filter
MLA-060/DF01

Semi-Diffuser lens filter
MLA-060/DS01

Full-spread lens filter
MLA-060/SF01

Semi-Spread lens filter
MLA-060/SS01

Edge-control lens filter
MLA-060/EC01

Sharpener lens filter
MLA-060/SH01

How to do tilt lock / pan lock

Each angle can be locked by allen wrench attached.

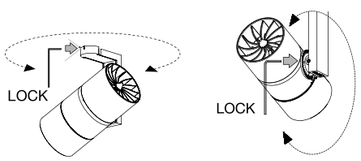

Light distribution

Narrow : 11°

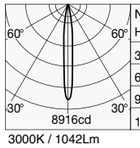

N		11°
H(ft)	E(ft-cd)	D(ft)
3.28	828	0.66
6.56	207	1.31
9.84	92	1.97
13.12	52	2.62

3000K / 1042Lm

E(ft-cd)	2400K 941lm	2700K 992lm	3000K 1042lm	3500K 1068lm	4000K 1088lm
3.28ft	748	789	828	849	865
6.56ft	187	197	207	212	216
9.84ft	83	88	92	94	96
13.12ft	47	49	52	53	54

Medium : 19°

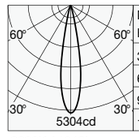

M		19°
H(ft)	E(ft-cd)	D(ft)
3.28	493	1.15
6.56	123	2.30
9.84	55	3.44
13.12	31	4.59

3000K / 1042Lm

E(ft-cd)	2400K 941lm	2700K 992lm	3000K 1042lm	3500K 1068lm	4000K 1088lm
3.28ft	445	469	493	505	515
6.56ft	111	117	123	126	129
9.84ft	49	52	55	56	57
13.12ft	28	29	31	31	32

Light distribution with Filter lighting®

Full-Diffuser lens filter | MLA-060/DF01

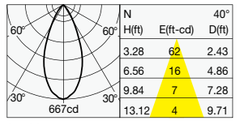

for Narrow

N		40°
H(ft)	E(ft-cd)	D(ft)
3.28	62	2.43
6.56	16	4.86
9.84	7	7.28
13.12	4	9.71

for Narrow 3000K / 1042Lm

M		40°
H(ft)	E(ft-cd)	D(ft)
3.28	67	2.43
6.56	17	4.86
9.84	7	7.28
13.12	4	9.71

for Medium 3000K / 1042Lm

Semi-Diffuser lens filter | MLA-060/DS01

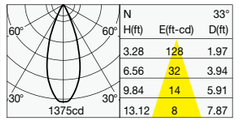

for Narrow

N		33°
H(ft)	E(ft-cd)	D(ft)
3.28	128	1.97
6.56	32	3.94
9.84	14	5.91
13.12	8	7.87

for Narrow 3000K / 1042Lm

M		34°
H(ft)	E(ft-cd)	D(ft)
3.28	124	2.10
6.56	31	4.20
9.84	14	6.30
13.12	8	8.40

for Medium 3000K / 1042Lm

Full-spread lens filter | MLA-060/SF01

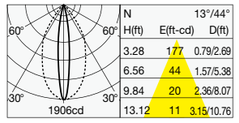

for Narrow

N		13°/44°
H(ft)	E(ft-cd)	D(ft)
3.28	177	0.79/2.69
6.56	44	1.57/5.38
9.84	20	2.36/8.07
13.12	11	3.15/10.76

for Narrow 3000K / 1042Lm

M		19°/46°
H(ft)	E(ft-cd)	D(ft)
3.28	145	1.12/2.82
6.56	36	2.17/5.64
9.84	16	3.35/8.46
13.12	9	4.46/11.29

for Medium 3000K / 1042Lm

Semi-Spread lens filter | MLA-060/SS01

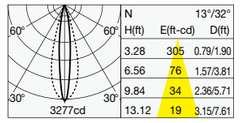

for Narrow

N		13°/32°
H(ft)	E(ft-cd)	D(ft)
3.28	305	0.79/1.90
6.56	76	1.57/3.81
9.84	34	2.36/5.71
13.12	19	3.15/7.61

for Narrow 3000K / 1042Lm

M		19°/33°
H(ft)	E(ft-cd)	D(ft)
3.28	251	1.12/1.97
6.56	63	2.23/3.94
9.84	28	3.35/5.91
13.12	16	4.46/7.87

for Medium 3000K / 1042Lm

Edge-control lens filter | MLA-060/EC01

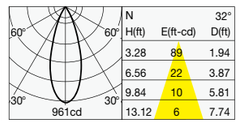

for Narrow

N		32°
H(ft)	E(ft-cd)	D(ft)
3.28	89	1.94
6.56	22	3.87
9.84	10	5.81
13.12	6	7.74

for Narrow 3000K / 1042Lm

M		34°
H(ft)	E(ft-cd)	D(ft)
3.28	75	2.07
6.56	19	4.13
9.84	8	6.20
13.12	5	8.27

for Medium 3000K / 1042Lm

Sharpener lens filter | MLA-060/SH01

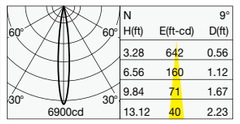

for Narrow

N		9°
H(ft)	E(ft-cd)	D(ft)
3.28	642	0.56
6.56	160	1.12
9.84	71	1.67
13.12	40	2.23

for Narrow 3000K / 1042Lm

Narrow only

The attachment of the filters

① Remove the lock by sliding the body along the arrow direction, and detach the hood from the body.

② Rotate the option holder in the hood along the arrow direction and take the option holder out from the hood.

③ Put the filter into the hood.
※ up to 2 filters can be inserted.
※ The sharpener lens are counted as 2 lens.

④ Put back the option holder to the hood.

⑤ Match the mark of the hood and the body and rotate the hood to lock.

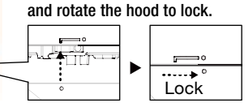

MMP-060S/5H

Products Specifications

・Input Voltage	AC120V
・Power consumption	15.4W(AC120V)
・Luminance flux	941 ～ 1,088 lm
・Color rendering	CRI (Ra)＝93(typ)
・Fixture's weight	0.87 lbs
・Light distribution	Narrow (11°) Medium (18°)
・Input current	0.129A (120V)
・Aiming distance	0.1m (3 15/16 in)
・Tilting angle	100°
・Filter lighting®	2 Filters

Size

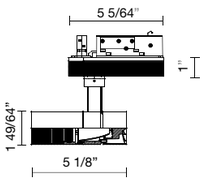

Track system designation

EUTRAC : Series 230,233
EUTRAC CORP NA

NORDIC : type TEK-44,48,412
NORDIC ALUMINIUM INC

・This fixture is compatible with 2-circuit track only. The fixture attaches to both the left and right circuit rails of the track. Please ensure that only one power feed is supplied to the track.

Installation

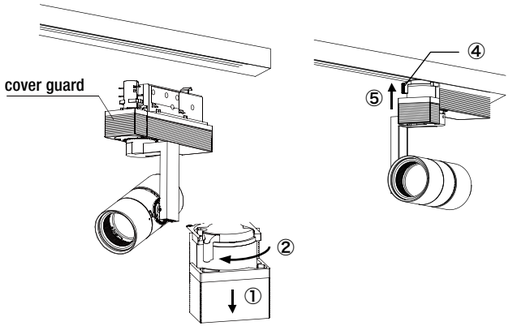

① Pull down the cover guard.
② Rotate the gear lever.
③ Push the driver box against the lighting rail.
④ Rotate the gear lever and lock it.
⑤ Push up the cover guard.

Product code

[ex : 50°Hood / White / EUTRAC type / Narrow 11° / 3000K]

MMP-060S/5H/W/1E/N/10A 30/Z1/ 2

Basic Product Series	Hood	Color	Track type	Light distribution	Light source	Color temperature	Driver type	Auth-entication

◎EUTRAC type
Dimming | 0-10V | 3-100%

White	MMP-060S/5H/W/1E/N.M/10A24.27.30.35.40/Z1/2
Matte black	MMP-060S/5H/M/1E/N.M/10A24.27.30.35.40/Z1/2
Chrome	MMP-060S/5H/S/1E/N.M/10A24.27.30.35.40/Z1/2

◎NORDIC type
Dimming | Non-dimming

White	MMP-060S/5H/W/1N/N.M/10A24.27.30.35.40/N1/2
Matte black	MMP-060S/5H/M/1N/N.M/10A24.27.30.35.40/N1/2
Chrome	MMP-060S/5H/S/1N/N.M/10A24.27.30.35.40/N1/2

Additional Accesaries

・Lens Filter

Full-Diffuser lens filter
MLA-060/DF01

Semi-Diffuser lens filter
MLA-060/DS01

Full-spread lens filter
MLA-060/SF01

Semi-Spread lens filter
MLA-060/SS01

Edge-control lens filter
MLA-060/EC01

Sharpener lens filter
MLA-060/SH01

How to do tilt lock / pan lock

Each angle can be locked by allen wrench attached.

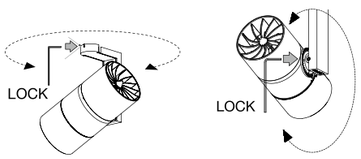

Light distribution

Narrow : 11°

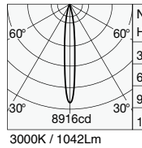

N		11°
H(ft)	E(ft-cd)	D(ft)
3.28	828	0.66
6.56	207	1.31
9.84	92	1.97
13.12	52	2.62

3000K / 1042Lm

E(ft-cd)	2400K 941lm	2700K 992lm	3000K 1042lm	3500K 1068lm	4000K 1088lm
3.28ft	748	788	828	849	865
6.56ft	187	197	207	212	216
9.84ft	83	88	92	94	96
13.12ft	47	49	52	53	54

Medium : 18°

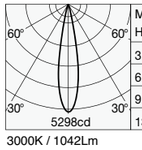

M		18°
H(ft)	E(ft-cd)	D(ft)
3.28	492	1.08
6.56	123	2.17
9.84	55	3.25
13.12	31	4.33

3000K / 1042Lm

E(ft-cd)	2400K 941lm	2700K 992lm	3000K 1042lm	3500K 1068lm	4000K 1088lm
3.28ft	444	469	492	504	514
6.56ft	111	117	123	126	128
9.84ft	49	52	55	56	57
13.12ft	28	29	31	31	32

Light distribution with Filter lighting®

Full-Diffuser lens filter | MLA-060/DF01

for Narrow

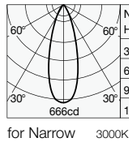

N		32°
H(ft)	E(ft-cd)	D(ft)
3.28	62	1.90
6.56	15	3.81
9.84	7	5.71
13.12	4	7.61

for Narrow 3000K / 1042Lm

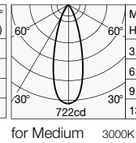

M		32°
H(ft)	E(ft-cd)	D(ft)
3.28	67	1.94
6.56	17	3.87
9.84	7	5.81
13.12	4	7.74

for Medium 3000K / 1042Lm

Semi-Diffuser lens filter | MLA-060/DS01

for Narrow

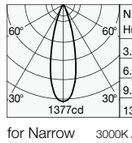

N		27°
H(ft)	E(ft-cd)	D(ft)
3.28	128	1.61
6.56	32	3.22
9.84	14	4.82
13.12	8	6.43

for Narrow 3000K / 1042Lm

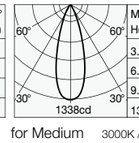

M		29°
H(ft)	E(ft-cd)	D(ft)
3.28	124	1.71
6.56	31	3.41
9.84	14	5.12
13.12	8	6.82

for Medium 3000K / 1042Lm

Full-spread lens filter | MLA-060/SF01

for Narrow

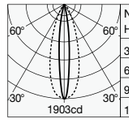

N		13°/32°
H(ft)	E(ft-cd)	D(ft)
3.28	177	0.79/1.94
6.56	44	1.57/3.87
9.84	20	2.36/5.81
13.12	11	3.15/7.74

for Narrow 3000K / 1042Lm

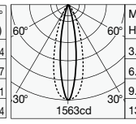

M		18°/34°
H(ft)	E(ft-cd)	D(ft)
3.28	145	1.05/2.07
6.56	36	2.10/4.13
9.84	16	3.15/6.20
13.12	9	4.20/8.27

for Medium 3000K / 1042Lm

Semi-Spread lens filter | MLA-060/SS01

for Narrow

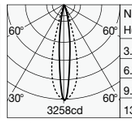

N		13°/28°
H(ft)	E(ft-cd)	D(ft)
3.28	303	0.79/1.67
6.56	76	1.57/3.35
9.84	34	2.36/5.02
13.12	19	3.15/6.69

for Narrow 3000K / 1042Lm

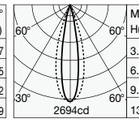

M		18°/28°
H(ft)	E(ft-cd)	D(ft)
3.28	250	1.08/1.67
6.56	63	2.17/3.35
9.84	28	3.25/5.02
13.12	16	4.33/6.69

for Medium 3000K / 1042Lm

Edge-control lens filter | MLA-060/EC01

for Narrow

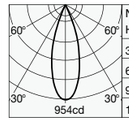

N		27°
H(ft)	E(ft-cd)	D(ft)
3.28	89	1.61
6.56	22	3.22
9.84	10	4.82
13.12	5	6.43

for Narrow 3000K / 1042Lm

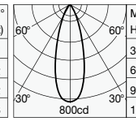

M		29°
H(ft)	E(ft-cd)	D(ft)
3.28	74	1.71
6.56	19	3.41
9.84	8	5.12
13.12	5	7.22

for Medium 3000K / 1042Lm

Sharpener lens filter | MLA-060/SH01

for Narrow

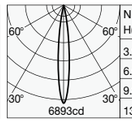

N		9°
H(ft)	E(ft-cd)	D(ft)
3.28	640	0.56
6.56	160	1.12
9.84	71	1.67
13.12	40	2.23

for Narrow 3000K / 1042Lm

Narrow only

The attachment of the filters

① Remove the lock by sliding the body along the arrow direction, and detach the hood from the body.

② Rotate the option holder in the hood along the arrow direction and take the option holder out from the hood.

③ Put the filter into the hood.
※ up to 2 filters can be inserted.
※ The sharpener lens are counted as 2 lens.

④ Put back the option holder to the hood.

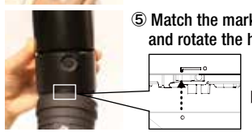

⑤ Match the mark of the hood and the body and rotate the hood to lock.

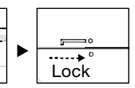

ACCENT | Track light

MMP-060S/SH

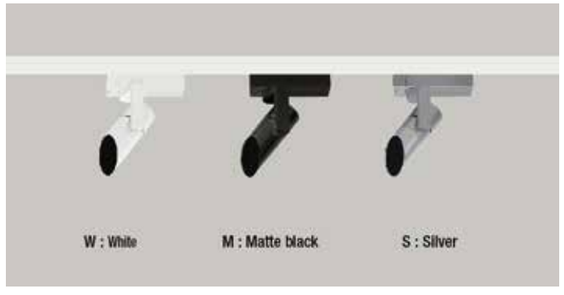

Products Specifications

- Input Voltage: AC120V
- Power consumption: 15.4W(AC120V)
- Luminance flux: 941 ～ 1,088 lm
- Color rendering: CRI (Ra)＝93(typ)
- Fixture's weight: 0.84 lbs
- Light distribution: Narrow (11°) Medium (19°)
- Input current: 0.129A (120V)
- Aiming distance: 0.1m (3 15/16 in)
- Tilting angle: 100°
- Filter lighting®: 2 Filters

Size

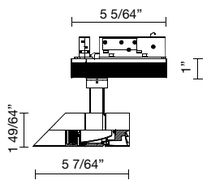

Track system designation

EUTRAC : Series 230,233
EUTRAC CORP NA

NORDIC : type TEK-44,48,412
NORDIC ALUMINIUM INC

- This fixture is compatible with 2-circuit track only. The fixture attaches to both the left and right circuit rails of the track. Please ensure that only one power feed is supplied to the track.

Installation

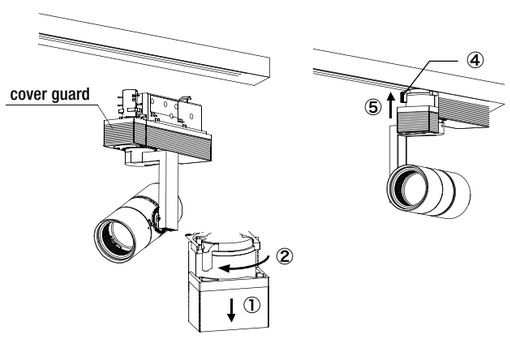

① Pull down the cover guard.
② Rotate the gear lever.
③ Push the driver box against the lighting rail.
④ Rotate the gear lever and lock it.
⑤ Push up the cover guard.

Product code

[ex : Slant Hood / White / EUTRAC type / Narrow 11° / 3000K]

MMP-060S/SH/W/1E/N/10A 30/Z1/ 2

Basic Product Series	Hood	Color	Track type	Light distribution	Light source	Color temperature	Driver type	Auth-entication

◎EUTRAC type
Dimming | 0-10V | 3-100%

White	MMP-060S/SH/W/1E/N.M/10A24.27.30.35.40/Z1/2
Matte black	MMP-060S/SH/M/1E/N.M/10A24.27.30.35.40/Z1/2
Chrome	MMP-060S/SH/S/1E/N.M/10A24.27.30.35.40/Z1/2

◎NORDIC type
Dimming | Non-dimming

White	MMP-060S/SH/W/1N/N.M/10A24.27.30.35.40/N1/2
Matte black	MMP-060S/SH/M/1N/N.M/10A24.27.30.35.40/N1/2
Chrome	MMP-060S/SH/S/1N/N.M/10A24.27.30.35.40/N1/2

Additional Accesaries

- Lens Filter

Full-Diffuser lens filter
MLA-060/DF01

Semi-Diffuser lens filter
MLA-060/DS01

Full-spread lens filter
MLA-060/SF01

Semi-Spread lens filter
MLA-060/SS01

Edge-control lens filter
MLA-060/EC01

Sharpener lens filter
MLA-060/SH01

How to do tilt lock / pan lock

Each angle can be locked by allen wrench attached.

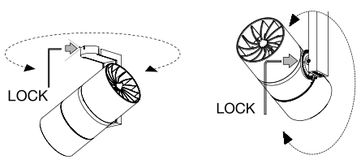

Light distribution

Narrow : 11°

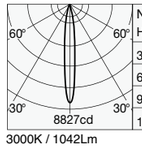

N		11°
H(ft)	E(ft-cd)	D(ft)
3.28	820	0.69
6.56	205	1.38
9.84	91	2.07
13.12	51	2.76

3000K / 1042Lm

E(ft-cd)	2400K 941lm	2700K 992lm	3000K 1042lm	3500K 1068lm	4000K 1088lm
3.28ft	741	781	820	841	856
6.56ft	185	195	205	210	214
9.84ft	82	87	91	93	95
13.12ft	46	49	51	52	54

Medium : 19°

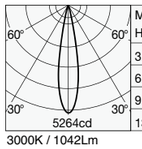

M		19°
H(ft)	E(ft-cd)	D(ft)
3.28	489	1.15
6.56	122	2.30
9.84	54	3.44
13.12	31	4.59

3000K / 1042Lm

E(ft-cd)	2400K 941lm	2700K 992lm	3000K 1042lm	3500K 1068lm	4000K 1088lm
3.28ft	442	466	489	501	511
6.56ft	110	116	122	125	128
9.84ft	49	52	54	56	57
13.12ft	28	29	31	31	32

Light distribution with Filter lighting®

Full-Diffuser lens filter | MLA-060/DF01

for Narrow

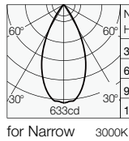

N		41°
H(ft)	E(ft-cd)	D(ft)
3.28	61	2.49
6.56	15	4.99
9.84	7	7.48
13.12	4	9.97

for Narrow 3000K / 1042Lm

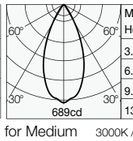

M		41°
H(ft)	E(ft-cd)	D(ft)
3.28	67	2.49
6.56	17	4.99
9.84	7	7.48
13.12	4	9.97

for Medium 3000K / 1042Lm

Semi-Diffuser lens filter | MLA-060/DS01

for Narrow

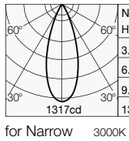

N		33°
H(ft)	E(ft-cd)	D(ft)
3.28	127	1.97
6.56	32	3.94
9.84	14	5.91
13.12	8	7.87

for Narrow 3000K / 1042Lm

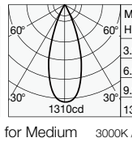

M		34°
H(ft)	E(ft-cd)	D(ft)
3.28	127	2.07
6.56	32	4.13
9.84	14	6.20
13.12	8	8.27

for Medium 3000K / 1042Lm

Full-spread lens filter | MLA-060/SF01

for Narrow

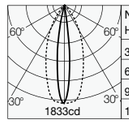

N		14°/41°
H(ft)	E(ft-cd)	D(ft)
3.28	177	0.85/2.49
6.56	44	1.71/4.99
9.84	20	2.56/7.48
13.12	11	3.41/9.97

for Narrow 3000K / 1042Lm

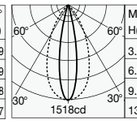

M		19°/44°
H(ft)	E(ft-cd)	D(ft)
3.28	147	1.15/2.66
6.56	37	2.30/5.31
9.84	16	3.44/7.97
13.12	9	4.59/10.63

for Medium 3000K / 1042Lm

Semi-Spread lens filter | MLA-060/SS01

for Narrow

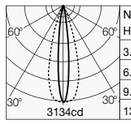

N		15°/31°
H(ft)	E(ft-cd)	D(ft)
3.28	303	0.89/1.87
6.56	76	1.77/3.74
9.84	34	2.66/5.61
13.12	19	3.54/7.48

for Narrow 3000K / 1042Lm

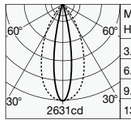

M		20°/32°
H(ft)	E(ft-cd)	D(ft)
3.28	255	1.18/1.90
6.56	64	2.36/3.81
9.84	28	3.54/5.71
13.12	16	4.72/7.61

for Medium 3000K / 1042Lm

Edge-control lens filter | MLA-060/EC01

for Narrow

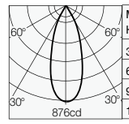

M		33°
H(ft)	E(ft-cd)	D(ft)
3.28	85	1.97
6.56	21	3.94
9.84	9	5.91
13.12	5	7.87

for Narrow 3000K / 1042Lm

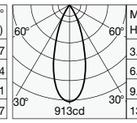

M		34°
H(ft)	E(ft-cd)	D(ft)
3.28	88	2.03
6.56	22	4.07
9.84	10	6.10
13.12	5	8.14

for Medium 3000K / 1042Lm

Sharpener lens filter | MLA-060/SH01

for Narrow

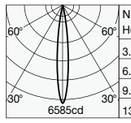

N		9°
H(ft)	E(ft-cd)	D(ft)
3.28	637	0.56
6.56	159	1.12
9.84	71	1.67
13.12	40	2.23

for Narrow 3000K / 1042Lm

Narrow only

The attachment of the filters

① Remove the lock by sliding the body along the arrow direction, and detach the hood from the body.

② Rotate the option holder in the hood along the arrow direction and take the option holder out from the hood.

③ Put the filter into the hood.
※ up to 2 filters can be inserted.
※ The sharpener lens are counted as 2 lens.

④ Put back the option holder to the hood.

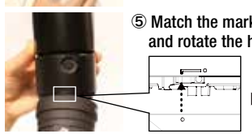

⑤ Match the mark of the hood and the body and rotate the hood to lock.

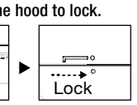

AMBIENT | Ambient downlight

MMP-080F

Product code

[ex : Chrome cone /White trim / Flood 62° / 3000K]

MMP-080F/CC/SWF/F/20B 30/Z1/ 2

Basic Product Series	Cone color	Trim color	Light distribution	Light source	Color temperature	Driver type	Auth-entication

◎Round trim type
Dimming | 0-10V | 5-100%

White	MMP-080F/WC/SWF/F.W.M/ 20B27.30.35.40/Z1/2
Matte black	MMP-080F/MC/SWF.SMF/F.W.M/ 20B27.30.35.40/Z1/2
Chrome	MMP-080F/CC/SWF.SMF/F.W.M/ 20B27.30.35.40/Z1/2

Products Specifications

・Input Voltage	AC120 ～ 277V
・Power consumption	29.0W(AC120V) / 30.3W(AC277V)
・Luminance flux	2,322 ～ 2,559 lm
・Color rendering	CRI (Ra)＝93(typ)
・Fixture's weight	2.183 lbs
・Light distribution	Flood (62°) Wide(42°) Medium (34°)
・Input current	0.7A
・Aiming distance	0.2m (7 7/8 in)
・Ceiling thickness	23/64～63/64 in
・Glare cut off angle	30°

Light distribution (for Chrome cone)

Flood : 62°

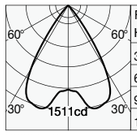

F | CC		62°
H(ft)	E(ft-cd)	D(ft)
3.28	140	3.97
6.56	35	7.94
9.84	16	11.91
13.12	9	15.88

E(ft-cd)	2700K 2322lm	3000K 2457lm	3500K 2508lm	4000K 2559lm
3.28ft	133	140	143	146
6.56ft	33	35	36	37
9.84ft	15	16	16	16
13.12ft	8	9	9	9

3000K / 2457Lm

Wide : 42°

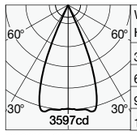

W | CC		42°
H(ft)	E(ft-cd)	D(ft)
3.28	334	2.56
6.56	84	5.12
9.84	37	7.68
13.12	21	10.24

E(ft-cd)	2700K 2322lm	3000K 2457lm	3500K 2508lm	4000K 2559lm
3.28ft	316	334	341	348
6.56ft	79	84	85	87
9.84ft	35	37	38	39
13.12ft	20	21	21	22

3000K / 2457Lm

Medium : 34°

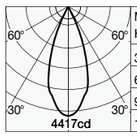

M | CC		34°
H(ft)	E(ft-cd)	D(ft)
3.28	410	2.07
6.56	103	4.13
9.84	46	6.20
13.12	26	8.27

E(ft-cd)	2700K 2322lm	3000K 2457lm	3500K 2508lm	4000K 2559lm
3.28ft	388	410	419	428
6.56ft	97	103	105	107
9.84ft	43	46	47	47
13.12ft	24	26	26	27

3000K / 2457Lm

Size

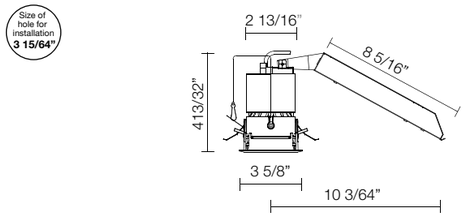

Installation

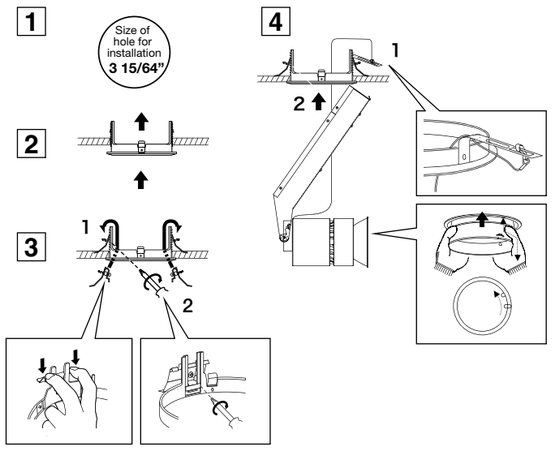

MMP-080F

Product code

[ex : Chrome cone /White trim / Flood 62° / 3000K]

MMP-080F/CC/CWF/F/20B 30/Z1/ 2

Basic Product Series	Cone color	Trim color	Light distribution	Light source	Color temperature	Driver type	Auth-entication

◎Square trim type
Dimming | 0-10V | 5-100%

White	MMP-080F/WC/CWF/F.W.M/ 20B27.30.35.40/Z1/2
Matte black	MMP-080F/MC/CWF.CMF/F.W.M/ 20B27.30.35.40/Z1/2
Chrome	MMP-080F/CC/CWF.CMF/F.W.M/ 20B27.30.35.40/Z1/2

Products Specifications

・Input Voltage	AC120 ～ 277V
・Power consumption	29.0W(AC120V) / 30.3W(AC277V)
・Luminance flux	2,322 ～ 2,559 lm
・Color rendering	CRI (Ra)＝93(typ)
・Fixture's weight	2.183 lbs
・Light distribution	Flood (62°) Wide(42°) Medium (34°)
・Input current	0.7A
・Aiming distance	0.2m (7 7/8in)
・Ceiling thickness	23/64～63/63 in
・Glare cut off angle	30°

Light distribution (Chrome cone)

Flood : 62°

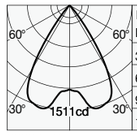

F | CC		62°
H(ft)	E(ft-cd)	D(ft)
3.28	140	3.97
6.56	35	7.94
9.84	16	11.91
13.12	9	15.88

E(ft-cd)	2700K 2322lm	3000K 2457lm	3500K 2508lm	4000K 2559lm
3.28ft	133	140	143	146
6.56ft	33	35	36	37
9.84ft	15	16	16	16
13.12ft	8	9	9	9

3000K / 2457Lm

Wide : 42°

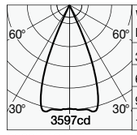

W | CC		42°
H(ft)	E(ft-cd)	D(ft)
3.28	334	2.56
6.56	84	5.12
9.84	37	7.68
13.12	21	10.24

E(ft-cd)	2700K 2322lm	3000K 2457lm	3500K 2508lm	4000K 2559lm
3.28ft	316	334	341	348
6.56ft	79	84	85	87
9.84ft	35	37	38	39
13.12ft	20	21	21	22

3000K / 2457Lm

Medium : 34°

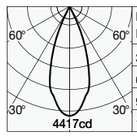

M | CC		34°
H(ft)	E(ft-cd)	D(ft)
3.28	410	2.07
6.56	103	4.13
9.84	46	6.20
13.12	26	8.27

E(ft-cd)	2700K 2322lm	3000K 2457lm	3500K 2508lm	4000K 2559lm
3.28ft	388	410	419	428
6.56ft	97	103	105	107
9.84ft	43	46	47	47
13.12ft	24	26	26	27

3000K / 2457Lm

Size

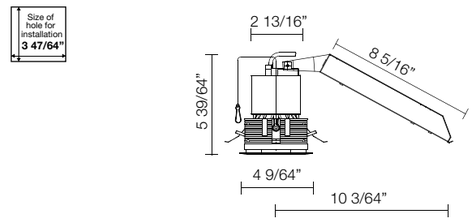

Installation

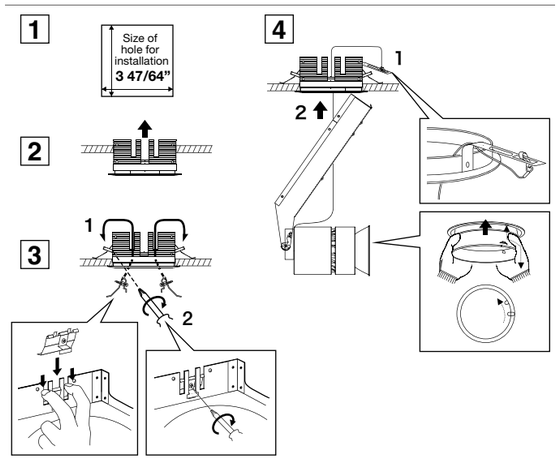

WALL | Wall washer downlight

MMP-080W

Product code

[ex：Chrome cone /White trim / Wall washer / 3000K]

MMP-080W/CC/SWF/ 0 /20B 30/Z1/ 2

Basic Product Series	Cone color	Trim color	Light distribution	Light source	Color temperature	Driver type	Auth-entication

◎Dimming | 0-10V | 10-100%

White	MMP-080W/WC/SWF/0/ 20B27.30.35.40/Z1/2
Matte black	MMP-080W/MC/SWF.SMF/0/ 20B27.30.35.40/Z1/2
Chrome	MMP-080W/CC/SWF.SMF/0/ 20B27.30.35.40/Z1/2

Products Specifications

・Input Voltage	AC120 ～ 277V
・Power consumption	30.1W(AC120V) / 31.6W(AC277V)
・Luminance flux	2,211 ～ 2,479 lm
・Color rendering	CRI (Ra)＝93(typ)
・Fixture's weight	2.39 lbs
・Light distribution	Wall washer
・Input current	0.7A
・Aiming distance	0.1m (3 15/16 in)
・Ceiling thickness	23/64 ～ 63/64 in

Light distribution (Chrome cone)

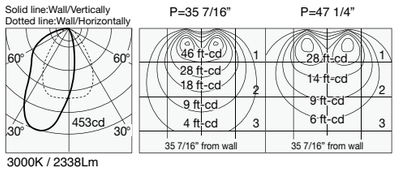

Size

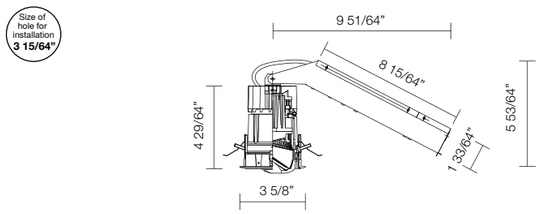

Installation

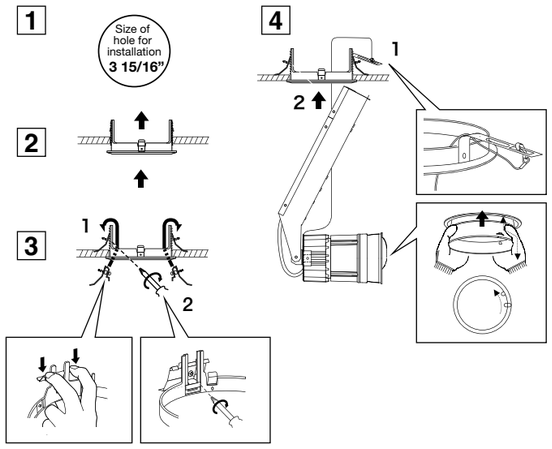

ACCENT | Accent downlight

MMP-080A

Product code

[ex：Chrome cone /White trim / Narrow 12° / 3000K]

MMP-080A/CC/SWF/N/10B 30/Z1/ 2

Basic Product Series	Cone color	Trim color	Light distribution	Light source	Color temperature	Driver type	Auth-entication

◎Dimming | 0-10V | 10-100%

White	MMP-080A/WC/SWF/N.M/ 10B27.30.35.40/Z1/2
Matte black	MMP-080A/MC/SWF.SMF/N.M/ 10B27.30.35.40/Z1/2
Chrome	MMP-080A/CC/SWF.SMF/N.M/ 10B27.30.35.40/Z1/2

Products Specifications

・Input Voltage	AC120 ～ 277V
・Power consumption	20.8W(AC120V) / 22.1W(AC277V)
・Luminance flux	1,685 ～ 1,857 lm
・Color rendering	CRI (Ra)＝93(typ)
・Fixture's weight	2.34 lbs
・Light distribution	Narrow (12°) Medium (22°)
・Input current	0.5A
・Aiming distance	0.2m (7 7/8 in)
・Ceiling thickness	23/64 ～ 63/64 in
・Tilting angle	35°
・Filter lighting®	2 Filters

Size

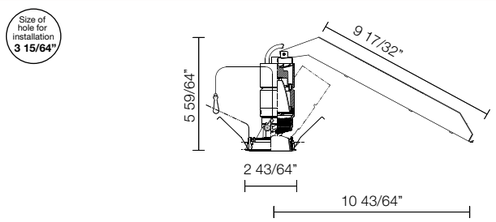

Installation

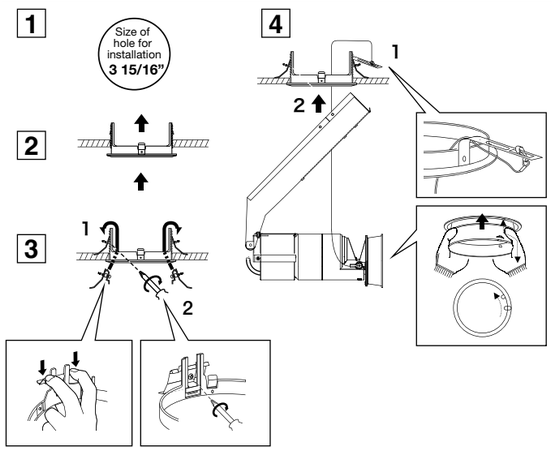

Additional Accesaries

・Lens Filter

Full-Diffuser lens filter
MLA-080/DF01

Semi-Diffuser lens filter
MLA-080/DS03

Full-spread lens filter
MLA-080/SF01

Semi-Spread lens filter
MLA-080/SS01

Edge-control lens filter
MLA-080/EC02

Sharpener lens filter
MLA-080/SH01

How to do tilt lock

Adjust the angle by looking at the scale and tighten the screw with the hexagon wrench to fix the angle.

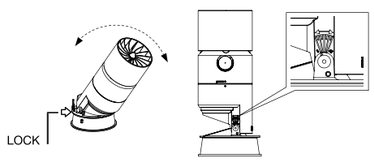

Light distribution (for Chrome cone)

Narrow : 12°

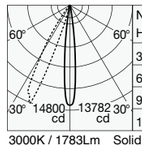

N | CC		12°
H(ft)	E(ft-cd)	D(ft)
3.28	1280	0.72
6.56	320	1.44
9.84	142	2.17
13.12	80	2.89

E(ft-cd)	2700K 1685lm	3000K 1783lm	3500K 1818lm	4000K 1857lm
3.28ft	1210	1280	1306	1334
6.56ft	302	320	326	333
9.84ft	134	142	145	148
13.12ft	76	80	82	83

3000K / 1783Lm Solid line:vertically / Dotted line:tilt angel:25°

Medium : 22°

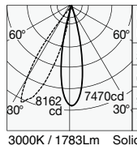

M | CC		22°
H(ft)	E(ft-cd)	D(ft)
3.28	694	1.28
6.56	174	2.56
9.84	77	3.84
13.12	43	5.12

E(ft-cd)	2700K 1685lm	3000K 1783lm	3500K 1818lm	4000K 1857lm
3.28ft	656	694	708	723
6.56ft	164	174	177	181
9.84ft	73	77	79	80
13.12ft	41	43	44	45

3000K / 1783Lm Solid line:vertically / Dotted line:tilt angel:25°

Light distribution (for Chrome cone) with Filter lighting®

Full-Diffuser lens filter | MLA-060/DF01

for Narrow

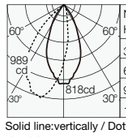

N | CC		41°
H(ft)	E(ft-cd)	D(ft)
3.28	79	2.46
6.56	20	4.92
9.84	9	7.38
13.12	5	9.84

Solid line:vertically / Dotted line:tilt angel:25°
for Narrow 3000K / 1783Lm

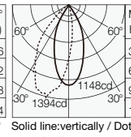

M | CC		37°
H(ft)	E(ft-cd)	D(ft)
3.28	111	2.23
6.56	28	4.46
9.84	12	6.69
13.12	7	8.92

Solid line:vertically / Dotted line:tilt angel:25°
for Medium 3000K / 1783Lm

Semi-Diffuser lens filter | MLA-060/DS01

for Narrow

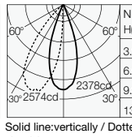

N | CC		30°
H(ft)	E(ft-cd)	D(ft)
3.28	229	1.77
6.56	57	3.54
9.84	25	5.31
13.12	14	7.09

Solid line:vertically / Dotted line:tilt angel:25°
for Narrow 3000K / 1783Lm

M | CC		30°
H(ft)	E(ft-cd)	D(ft)
3.28	249	1.80
6.56	62	3.61
9.84	28	5.38
13.12	16	7.22

Solid line:vertically / Dotted line:tilt angel:25°
for Medium 3000K / 1783Lm

Full-spread lens filter | MLA-060/SF01

for Narrow

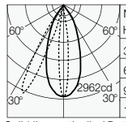

N | CC		13°/39°
H(ft)	E(ft-cd)	D(ft)
3.28	294	0.75/2.33
6.56	73	1.51/4.66
9.84	33	2.26/6.99
13.12	18	3.02/9.32

Solid line:vertically / Dotted line:tilt angel:25°
for Narrow 3000K / 1783Lm

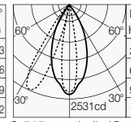

M | CC		20°/40°
H(ft)	E(ft-cd)	D(ft)
3.28	244	1.18/2.43
6.56	61	2.36/4.86
9.84	27	3.54/7.28
13.12	15	4.72/9.71

Solid line:vertically / Dotted line:tilt angel:25°
for Medium 3000K / 1783Lm

Semi-Spread lens filter | MLA-060/SS01

for Narrow

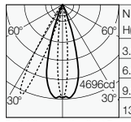

N | CC		12°/32°
H(ft)	E(ft-cd)	D(ft)
3.28	452	0.72/1.94
6.56	113	1.44/3.87
9.84	50	2.17/5.81
13.12	28	2.89/7.74

Solid line:vertically / Dotted line:tilt angel:25°
for Narrow 3000K / 1783Lm

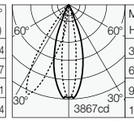

M | CC		19°/30°
H(ft)	E(ft-cd)	D(ft)
3.28	372	1.12/1.94
6.56	93	2.23/3.87
9.84	41	3.35/5.81
13.12	22	4.46/7.74

Solid line:vertically / Dotted line:tilt angel:25°
for Medium 3000K / 1783Lm

Edge-control lens filter | MLA-060/EC01

for Narrow

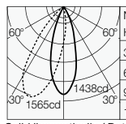

N | CC		29°
H(ft)	E(ft-cd)	D(ft)
3.28	139	1.74
6.56	35	3.48
9.84	15	5.22
13.12	9	6.96

Solid line:vertically / Dotted line:tilt angel:25°
for Narrow 3000K / 1783Lm

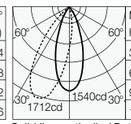

M | CC		31°
H(ft)	E(ft-cd)	D(ft)
3.28	148	1.87
6.56	37	3.74
9.84	16	5.61
13.12	9	7.48

Solid line:vertically / Dotted line:tilt angel:25°
for Medium 3000K / 1783Lm

Sharpener lens filter | MLA-060/SH01

for Narrow

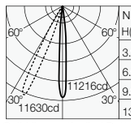

N | CC		9°
H(ft)	E(ft-cd)	D(ft)
3.28	1080	0.56
6.56	270	1.12
9.84	120	1.67
13.12	67	2.23

Solid line:vertically / Dotted line:tilt angel:25°
for Narrow 3000K / 1783Lm

Narrow only

The attachment of the filters

① Remove the lock by sliding the body along the arrow direction, and detach the hood from the body.

② Rotate the option holder in the hood along the arrow direction and take the option holder out from the hood.

③ Put the filter into the hood.
※ up to 2 filters can be inserted.
※ The sharpener lens are counted as 2 lens.

④ Put back the option holder to the hood.

⑤ Match the mark of the hood and the body and rotate the hood to lock.

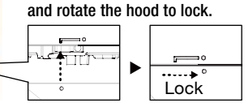

ModuleX® 80

2018 PROGRESS Report SELECTION

ACCENT | Track light

MMP-080S/1H

Products Specifications

・Input Voltage	AC120V
・Power consumption	21.8W(AC120V)
・Luminance flux	1,630 ～ 1,796 lm
・Color rendering	CRI (Ra)＝93(typ)
・Fixture's weight	1.32 lbs
・Light distribution	Narrow (11°) Medium (19°)
・Input current	0.183A (120V)
・Aiming distance	0.2m (7 7/8 in)
・Tilting angle	100°
・Filter lighting®	2 Filters

Size

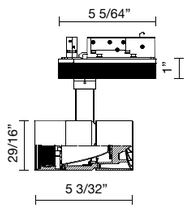

Track system designation

EUTRAC : Series 230,233
EUTRAC CORP NA

NORDIC : type TEK-44,48,412
NORDIC ALUMINIUM INC

・This fixture is compatible with 2-circuit track only. The fixture attaches to both the left and right circuit rails of the track. Please ensure that only one power feed is supplied to the track.

Installation

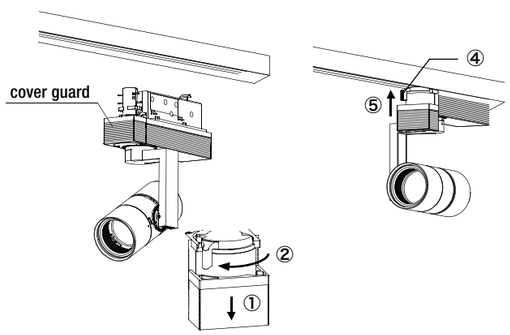

① Pull down the cover guard.
② Rotate the gear lever.
③ Push the driver box against the lighting rail.
④ Rotate the gear lever and lock it.
⑤ Push up the cover guard.

Product code

[ex：10°Hood / White / EUTRAC type / Narrow 11° / 3000K]

MMP-080S/1H/W/1E/N/10B 30/ Z2 /2

Basic Product Series	Hood	Color	Track type	Light distribution	Light source	Color temperature	Driver type	Auth-entication

◎EUTRAC type
Dimming | 0-10V | 3-100%

White	MMP-080S/1H/W/1E/N.M/10B27.30.35.40/Z2/2
Matte black	MMP-080S/1H/M/1E/N.M/10B27.30.35.40/Z2/2
Chrome	MMP-080S/1H/S/1E/N.M/10B27.30.35.40/Z2/2

◎NORDIC type
Dimming | Non-dimming

White	MMP-080S/1H/W/1N/N.M/10B27.30.35.40/N1/2
Matte black	MMP-080S/1H/M/1N/N.M/10B27.30.35.40/N1/2
Chrome	MMP-080S/1H/S/1N/N.M/10B27.30.35.40/N1/2

Additional Accesaries

・Lens Filter

Full-Diffuser lens filter
MLA-080/DF01

Semi-Diffuser lens filter
MLA-080/DS03

Full-spread lens filter
MLA-080/SF01

Semi-Spread lens filter
MLA-080/SS01

Edge-control lens filter
MLA-080/EC02

Sharpener lens filter
MLA-080/SH01

How to do tilt lock / pan lock

Each angle can be locked by allen wrench attached.

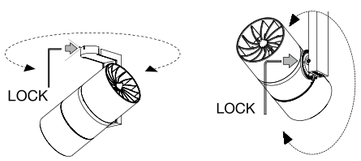

Light distribution

Narrow : 11°

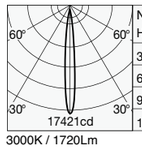

N		11°
H(ft)	E(ft-cd)	D(ft)
3.28	1619	0.66
6.56	405	1.31
9.84	180	1.97
13.12	101	2.62

E(ft-cd)	2700K 1630lm	3000K 1720lm	3500K 1760lm	4000K 1796lm
3.28ft	1534	1619	1656	1690
6.56ft	383	405	414	422
9.84ft	170	180	184	188
13.12ft	96	101	103	106

3000K / 1720Lm

Medium : 19°

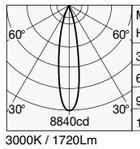

M		19°
H(ft)	E(ft-cd)	D(ft)
3.28	821	1.15
6.56	205	2.30
9.84	91	3.44
13.12	51	4.59

E(ft-cd)	2700K 1630lm	3000K 1720lm	3500K 1760lm	4000K 1796lm
3.28ft	778	821	840	858
6.56ft	195	205	210	214
9.84ft	86	91	93	95
13.12ft	49	51	52	54

3000K / 1720Lm

Light distribution with Filter lighting®

Full-Diffuser lens filter | MLA-080/DF01

for Narrow

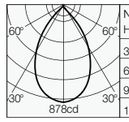

N		50°
H(ft)	E(ft-cd)	D(ft)
3.28	82	3.12
6.56	20	6.23
9.84	9	9.35
13.12	5	12.47

for Narrow 3000K / 1720Lm

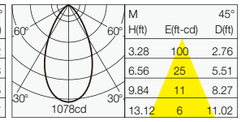

M		45°
H(ft)	E(ft-cd)	D(ft)
3.28	100	2.76
6.56	25	5.51
9.84	11	8.27
13.12	6	11.02

for Medium 3000K / 1720Lm

Semi-Diffuser lens filter | MLA-080/DS03

for Narrow

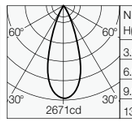

N		33°
H(ft)	E(ft-cd)	D(ft)
3.28	248	1.97
6.56	62	3.94
9.84	27	5.91
13.12	15	7.87

for Narrow 3000K / 1720Lm

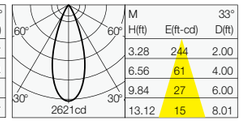

M		33°
H(ft)	E(ft-cd)	D(ft)
3.28	244	2.00
6.56	61	4.00
9.84	27	6.00
13.12	15	8.01

for Medium 3000K / 1720Lm

Full-spread lens filter | MLA-080/SF01

for Narrow

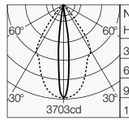

N		12°/52°
H(ft)	E(ft-cd)	D(ft)
3.28	344	0.72/ 3.22
6.56	86	1.44/ 6.43
9.84	38	2.17/ 9.65
13.12	21	2.89/12.86

for Narrow 3000K / 1720Lm

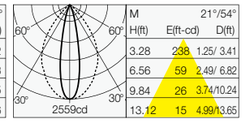

M		21°/54°
H(ft)	E(ft-cd)	D(ft)
3.28	238	1.25/ 3.41
6.56	59	2.49/ 6.82
9.84	26	3.74/10.24
13.12	15	4.99/13.65

for Medium 3000K / 1720Lm

Semi-Spread lens filter | MLA-080/SS01

for Narrow

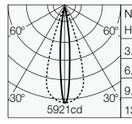

N		12°/34°
H(ft)	E(ft-cd)	D(ft)
3.28	550	0.72/2.07
6.56	137	1.44/4.13
9.84	61	2.17/6.20
13.12	34	2.89/8.27

for Narrow 3000K / 1720Lm

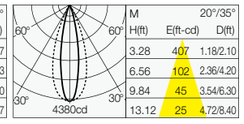

M		20°/35°
H(ft)	E(ft-cd)	D(ft)
3.28	407	1.18/2.10
6.56	102	2.36/4.20
9.84	45	3.54/6.30
13.12	25	4.72/8.40

for Medium 3000K / 1720Lm

Edge-control lens filter | MLA-080/EC02

for Narrow

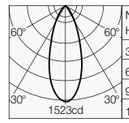

N		33°
H(ft)	E(ft-cd)	D(ft)
3.28	142	2.00
6.56	35	4.00
9.84	16	6.00
13.12	9	8.01

for Narrow 3000K / 1720Lm

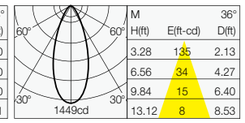

M		36°
H(ft)	E(ft-cd)	D(ft)
3.28	135	2.13
6.56	34	4.27
9.84	15	6.40
13.12	8	8.53

for Medium 3000K / 1720Lm

Sharpener lens filter | MLA-080/SH01

for Narrow

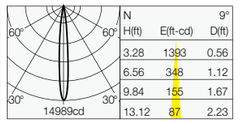

N		9°
H(ft)	E(ft-cd)	D(ft)
3.28	1393	0.56
6.56	348	1.12
9.84	155	1.67
13.12	87	2.23

for Narrow 3000K / 1720Lm

Narrow only

The attachment of the filters

① Remove the lock by sliding the body along the arrow direction, and detach the hood from the body.

② Rotate the option holder in the hood along the arrow direction and take the option holder out from the hood.

③ Put the filter into the hood.
※ up to 2 filters can be inserted.
※ The sharpener lens are counted as 2 lens.

④ Put back the option holder to the hood.

⑤ Match the mark of the hood and the body and rotate the hood to lock.

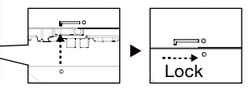

ACCENT | Track light

MMP-080S/3H

Products Specifications

・Input Voltage	AC120V
・Power consumption	21.8W(AC120V)
・Luminance flux	1,630 ～ 1,796 lm
・Color rendering	CRI (Ra)＝93(typ)
・Fixture's weight	1.37 lbs
・Light distribution	Narrow (11°) Medium (20°)
・Input current	0.183A (120V)
・Aiming distance	0.2m (7 7/8 in)
・Tilting angle	100°
・Filter lighting®	2 Filters

Size

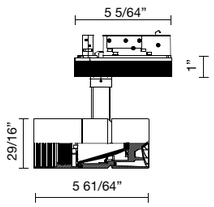

Track system designation

EUTRAC : Series 230,233
EUTRAC CORP NA

NORDIC : type TEK-44,48,412
NORDIC ALUMINIUM INC

・This fixture is compatible with 2-circuit track only. The fixture attaches to both the left and right circuit rails of the track. Please ensure that only one power feed is supplied to the track.

Installation

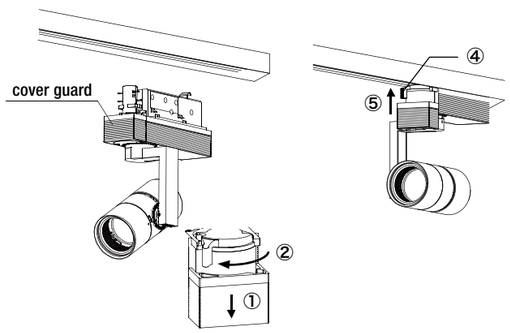

① Pull down the cover guard.
② Rotate the gear lever.
③ Push the driver box against the lighting rail.
④ Rotate the gear lever and lock it.
⑤ Push up the cover guard.

Product code

[ex：30°Hood / White / EUTRAC type / Narrow 11° / 3000K]

MMP-080S/3H/W/1E/N/10B 30/Z2 / 2

Basic Product Series	Hood	Color	Track type	Light distribution	Light source	Color temperature	Driver type	Auth-entication

◎EUTRAC type
Dimming | 0-10V | 3-100%

White	MMP-080S/3H/W/1E/N.M/10B27.30.35.40/Z2/2
Matte black	MMP-080S/3H/M/1E/N.M/10B27.30.35.40/Z2/2
Chrome	MMP-080S/3H/S/1E/N.M/10B27.30.35.40/Z2/2

◎NORDIC type
Dimming | Non-dimming

White	MMP-080S/1H/W/1N/N.M/10B27.30.35.40/N1/2
Matte black	MMP-080S/1H/M/1N/N.M/10B27.30.35.40/N1/2
Chrome	MMP-080S/1H/S/1N/N.M/10B27.30.35.40/N1/2

Additional Accesaries

・Lens Filter

Full-Diffuser lens filter
MLA-080/DF01

Semi-Diffuser lens filter
MLA-080/DS03

Full-spread lens filter
MLA-080/SF01

Semi-Spread lens filter
MLA-080/SS01

Edge-control lens filter
MLA-080/EC02

Sharpener lens filter
MLA-080/SH01

How to do tilt lock / pan lock

Each angle can be locked by allen wrench attached.

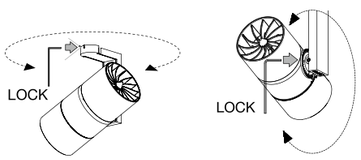

Light distribution

Narrow : 11°

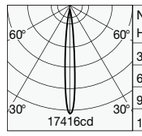

N		11°
H(ft)	E(ft-cd)	D(ft)
3.28	1618	0.66
6.56	404	1.31
9.84	180	1.97
13.12	101	2.62

3000K / 1720Lm

E(ft-cd)	2700K 1630lm	3000K 1720lm	3500K 1760lm	4000K 1796lm
3.28ft	1533	1618	1656	1690
6.56ft	383	404	414	422
9.84ft	170	180	184	188
13.12ft	96	101	103	106

Medium : 20°

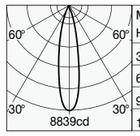

M		20°
H(ft)	E(ft-cd)	D(ft)
3.28	821	1.18
6.56	205	2.36
9.84	91	3.54
13.12	51	4.72

3000K / 1720Lm

E(ft-cd)	2700K 1630lm	3000K 1720lm	3500K 1760lm	4000K 1796lm
3.28ft	778	821	840	857
6.56ft	195	205	210	214
9.84ft	86	91	93	95
13.12ft	49	51	51	54

Light distribution with Filter lighting®

Full-Diffuser lens filter | MLA-080/DF01

for Narrow

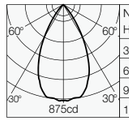

N		45°
H(ft)	E(ft-cd)	D(ft)
3.28	81	2.76
6.56	20	5.51
9.84	9	8.27
13.12	5	11.02

for Narrow 3000K / 1720Lm

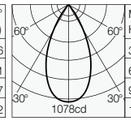

M		43°
H(ft)	E(ft-cd)	D(ft)
3.28	100	2.59
6.56	25	5.18
9.84	11	7.78
13.12	6	10.37

for Medium 3000K / 1720Lm

Semi-Diffuser lens filter | MLA-080/DS03

for Narrow

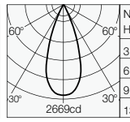

N		32°
H(ft)	E(ft-cd)	D(ft)
3.28	248	1.94
6.56	62	3.87
9.84	27	5.81
13.12	15	7.74

for Narrow 3000K / 1720Lm

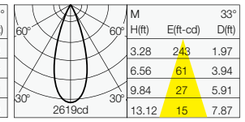

M		33°
H(ft)	E(ft-cd)	D(ft)
3.28	243	1.97
6.56	61	3.94
9.84	27	5.91
13.12	15	7.87

for Medium 3000K / 1720Lm

Full-spread lens filter | MLA-080/SF01

for Narrow

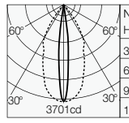

N		12°/43°
H(ft)	E(ft-cd)	D(ft)
3.28	344	0.72/ 2.59
6.56	86	1.44/ 5.18
9.84	38	2.17/ 7.78
13.12	21	2.89/10.37

for Narrow 3000K / 1720Lm

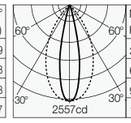

M		21°/47°
H(ft)	E(ft-cd)	D(ft)
3.28	238	1.25/ 2.92
6.56	59	2.49/ 5.84
9.84	26	3.74/ 8.76
13.12	15	4.99/11.68

for Medium 3000K / 1720Lm

Semi-Spread lens filter | MLA-080/SS01

for Narrow

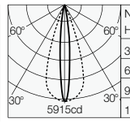

N		12°/33°
H(ft)	E(ft-cd)	D(ft)
3.28	550	0.72/2.00
6.56	137	1.44/4.00
9.84	61	2.17/6.00
13.12	34	2.89/8.01

for Narrow 3000K / 1720Lm

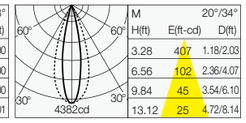

M		20°/34°
H(ft)	E(ft-cd)	D(ft)
3.28	407	1.18/2.03
6.56	102	2.36/4.07
9.84	45	3.54/6.10
13.12	25	4.72/8.14

for Medium 3000K / 1720Lm

Edge-control lens filter | MLA-080/EC02

for Narrow

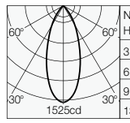

N		32°
H(ft)	E(ft-cd)	D(ft)
3.28	142	1.90
6.56	35	3.81
9.84	16	5.71
13.12	9	7.61

for Narrow 3000K / 1720Lm

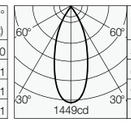

M		36°
H(ft)	E(ft-cd)	D(ft)
3.28	135	2.07
6.56	34	4.13
9.84	15	6.20
13.12	8	8.27

for Medium 3000K / 1720Lm

Sharpener lens filter | MLA-080/SH01

for Narrow

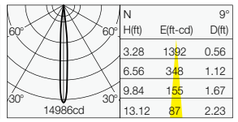

N		9°
H(ft)	E(ft-cd)	D(ft)
3.28	1392	0.56
6.56	348	1.12
9.84	155	1.67
13.12	87	2.23

for Narrow 3000K / 1720Lm

Narrow only

The attachment of the filters

① Remove the lock by sliding the body along the arrow direction, and detach the hood from the body.

② Rotate the option holder in the hood along the arrow direction and take the option holder out from the hood.

③ Put the filter into the hood.
※ up to 2 filters can be inserted.
※ The sharpener lens are counted as 2 lens.

④ Put back the option holder to the hood.

⑤ Match the mark of the hood and the body and rotate the hood to lock.

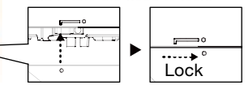

ACCENT | Track light

MMP-080S/5H

Products Specifications

・Input Voltage	AC120V
・Power consumption	21.8W(AC120V)
・Luminance flux	1,630 ～ 1,796 lm
・Color rendering	CRI (Ra)＝93(typ)
・Fixture's weight	1.44 lbs
・Light distribution	Narrow (11°) Medium (19°)
・Input current	0.183A (120V)
・Aiming distance	0.2m (7 7/8 in)
・Tilting angle	100°
・Filter lighting®	2 Filters

Size

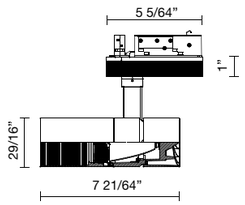

Track system designation

EUTRAC : Series 230,233
EUTRAC CORP NA

NORDIC : type TEK-44,48,412
NORDIC ALUMINIUM INC

・This fixture is compatible with 2-circuit track only. The fixture attaches to both the left and right circuit rails of the track. Please ensure that only one power feed is supplied to the track.

Installation

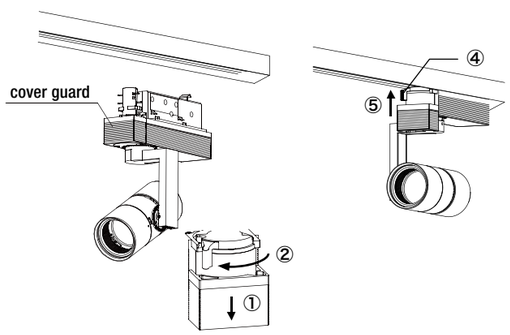

① Pull down the cover guard.
② Rotate the gear lever.
③ Push the driver box against the lighting rail.
④ Rotate the gear lever and lock it.
⑤ Push up the cover guard.

Product code

[ex : 50°Hood / White / EUTRAC type / Narrow 11° / 3000K]

MMP-080S/5H/W/1E/N/10B 30/Z2 / 2

Basic Product Series	Hood	Color	Track type	Light distribution	Light source	Color temperature	Driver type	Auth-entication

◎EUTRAC type
Dimming | 0-10V | 3-100%

White	MMP-080S/5H/W/1E/N.M/10B27.30.35.40/Z2/2
Matte black	MMP-080S/5H/M/1E/N.M/10B27.30.35.40/Z2/2
Chrome	MMP-080S/5H/S/1E/N.M/10B27.30.35.40/Z2/2

◎NORDIC type
Dimming | Non-dimming

White	MMP-080S/5H/W/1N/N.M/10B27.30.35.40/N1/2
Matte black	MMP-080S/5H/M/1N/N.M/10B27.30.35.40/N1/2
Chrome	MMP-080S/5H/S/1N/N.M/10B27.30.35.40/N1/2

Additional Accesaries

・Lens Filter

Full-Diffuser lens filter
MLA-080/DF01

Semi-Diffuser lens filter
MLA-080/DS03

Full-spread lens filter
MLA-080/SF01

Semi-Spread lens filter
MLA-080/SS01

Edge-control lens filter
MLA-080/EC02

Sharpener lens filter
MLA-080/SH01

How to do tilt lock / pan lock

Each angle can be locked by allen wrench attached.

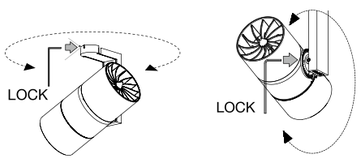

Light distribution

Narrow : 11°

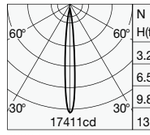

N		11°
H(ft)	E(ft-cd)	D(ft)
3.28	1618	0.66
6.56	404	1.31
9.84	180	1.97
13.12	101	2.62

E(ft-cd)	2700K 1630lm	3000K 1720lm	3500K 1760lm	4000K 1796lm
3.28ft	1533	1618	1655	1689
6.56ft	383	404	414	422
9.84ft	170	180	184	188
13.12ft	96	101	103	106

3000K / 1720Lm

Medium : 19°

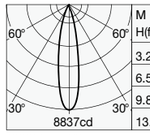

M		19°
H(ft)	E(ft-cd)	D(ft)
3.28	821	1.12
6.56	205	2.23
9.84	91	3.35
13.12	51	4.46

E(ft-cd)	2700K 1630lm	3000K 1720lm	3500K 1760lm	4000K 1796lm
3.28ft	778	821	840	857
6.56ft	194	205	210	214
9.84ft	86	91	93	95
13.12ft	49	51	52	54

3000K / 1720Lm

Light distribution with Filter lighting®

Full-Diffuser lens filter | MLA-080/DF01

for Narrow

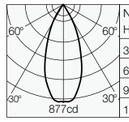

N		35°
H(ft)	E(ft-cd)	D(ft)
3.28	81	2.10
6.56	20	4.20
9.84	9	6.30
13.12	5	8.40

for Narrow 3000K / 1720Lm

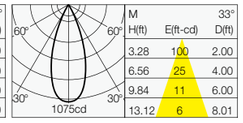

M		33°
H(ft)	E(ft-cd)	D(ft)
3.28	100	2.00
6.56	25	4.00
9.84	11	6.00
13.12	6	8.01

for Medium 3000K / 1720Lm

Semi-Diffuser lens filter | MLA-080/DS03

for Narrow

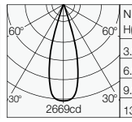

N		27°
H(ft)	E(ft-cd)	D(ft)
3.28	248	1.61
6.56	62	3.22
9.84	27	4.82
13.12	15	6.43

for Narrow 3000K / 1720Lm

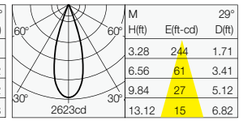

M		29°
H(ft)	E(ft-cd)	D(ft)
3.28	244	1.71
6.56	61	3.41
9.84	27	5.12
13.12	15	6.82

for Medium 3000K / 1720Lm

Full-spread lens filter | MLA-080/SF01

for Narrow

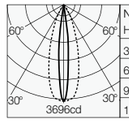

N		12°/32°
H(ft)	E(ft-cd)	D(ft)
3.28	343	0.72/1.64
6.56	86	1.44/3.28
9.84	38	2.17/4.92
13.12	21	2.89/6.56

for Narrow 3000K / 1720Lm

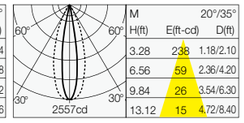

M		20°/35°
H(ft)	E(ft-cd)	D(ft)
3.28	238	1.18/2.10
6.56	59	2.36/4.20
9.84	26	3.54/6.30
13.12	15	4.72/8.40

for Medium 3000K / 1720Lm

Semi-Spread lens filter | MLA-080/SS01

for Narrow

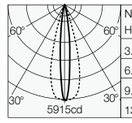

N		12°/28°
H(ft)	E(ft-cd)	D(ft)
3.28	550	0.72/1.64
6.56	137	1.44/3.28
9.84	61	2.17/4.92
13.12	34	2.89/6.56

for Narrow 3000K / 1720Lm

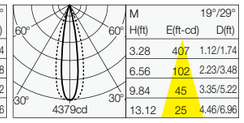

M		19°/29°
H(ft)	E(ft-cd)	D(ft)
3.28	407	1.12/1.74
6.56	102	2.23/3.48
9.84	45	3.35/5.22
13.12	25	4.46/6.96

for Medium 3000K / 1720Lm

Edge-control lens filter | MLA-080/EC02

for Narrow

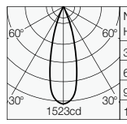

N		26°
H(ft)	E(ft-cd)	D(ft)
3.28	142	1.57
6.56	35	3.15
9.84	16	4.72
13.12	9	6.30

for Narrow 3000K / 1720Lm

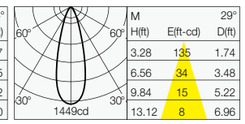

M		29°
H(ft)	E(ft-cd)	D(ft)
3.28	135	1.74
6.56	34	3.48
9.84	15	5.22
13.12	8	6.96

for Medium 3000K / 1720Lm

Sharpener lens filter | MLA-080/SH01

for Narrow

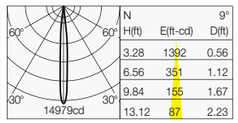

N		9°
H(ft)	E(ft-cd)	D(ft)
3.28	1392	0.56
6.56	351	1.12
9.84	155	1.67
13.12	87	2.23

for Narrow 3000K / 1720Lm

Narrow only

The attachment of the filters

① Remove the lock by sliding the body along the arrow direction, and detach the hood from the body.

② Rotate the option holder in the hood along the arrow direction and take the option holder out from the hood.

③ Put the filter into the hood.
※ up to 2 filters can be inserted.
※ The sharpener lens are counted as 2 lens.

④ Put back the option holder to the hood.

⑤ Match the mark of the hood and the body and rotate the hood to lock.

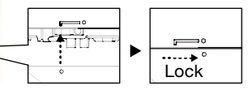

ACCENT | Track light

MMP-080S/SH

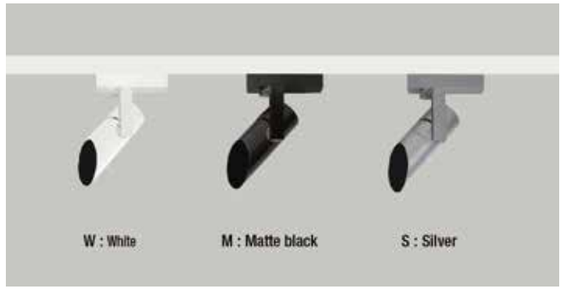

Products Specifications

・Input Voltage	AC120V
・Power consumption	21.8W(AC120V)
・Luminance flux	1,630 ～ 1,796 lm
・Color rendering	CRI (Ra)＝93(typ)
・Fixture's weight	1.38 lbs
・Light distribution	Narrow (11°) Medium (19°)
・Input current	0.183A (120V)
・Aiming distance	0.2m (7 7/8 in)
・Tilting angle	100°
・Filter lighting®	2 Filters

Size

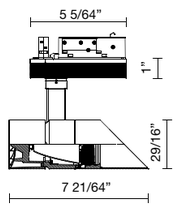

Track system designation

EUTRAC : Series 230,233
EUTRAC CORP NA

NORDIC : type TEK-44,48,412
NORDIC ALUMINIUM INC

・This fixture is compatible with 2-circuit track only. The fixture attaches to both the left and right circuit rails of the track. Please ensure that only one power feed is supplied to the track.

Installation

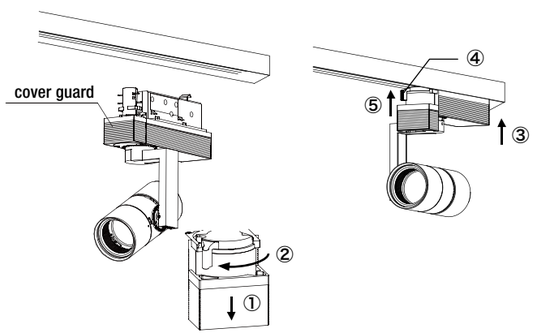

① Pull down the cover guard.
② Rotate the gear lever.
③ Push the driver box against the lighting rail.
④ Rotate the gear lever and lock it.
⑤ Push up the cover guard.

Product code

[ex : Slant Hood / White / EUTRAC type / Narrow 11° / 3000K]

MMP-080S/SH/W/1E/N/10B 30/Z2 / 2

Basic Product Series	Hood	Color	Track type	Light distribution	Light source	Color temperature	Driver type	Auth-entication

◎EUTRAC type
Dimming | 0-10V | 10-100%

White	MMP-080S/SH/W/1E/N.M/10B27.30.35.40/Z2/2
Matte black	MMP-080S/SH/M/1E/N.M/10B27.30.35.40/Z2/2
Chrome	MMP-080S/SH/S/1E/N.M/10B27.30.35.40/Z2/2

◎NORDIC type
Dimming | Non-dimming

White	MMP-080S/SH/W/1N/N.M/10B27.30.35.40/N1/2
Matte black	MMP-080S/SH/M/1N/N.M/10B27.30.35.40/N1/2
Chrome	MMP-080S/SH/S/1N/N.M/10B27.30.35.40/N1/2

Additional Accesaries

・Lens Filter

Full-Diffuser lens filter
MLA-080/DF01

Semi-Diffuser lens filter
MLA-080/DS03

Full-spread lens filter
MLA-080/SF01

Semi-Spread lens filter
MLA-080/SS01

Edge-control lens filter
MLA-080/EC02

Sharpener lens filter
MLA-080/SH01

How to do tilt lock / pan lock

Each angle can be locked by allen wrench attached.

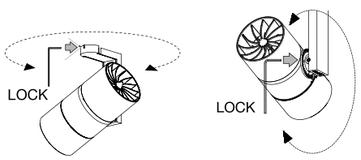

Light distribution

Narrow : 11°

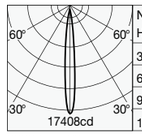

N		11°
H(ft)	E(ft-cd)	D(ft)
3.28	1617	0.66
6.56	404	1.31
9.84	180	1.97
13.12	101	2.62

E(ft-cd)	2700K 1630lm	3000K 1720lm	3500K 1760lm	4000K 1796lm
3.28ft	1533	1617	1655	1689
6.56ft	383	404	414	422
9.84ft	170	180	184	188
13.12ft	96	101	103	106

3000K / 1720Lm

Medium : 19°

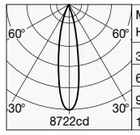

M		19°
H(ft)	E(ft-cd)	D(ft)
3.28	810	1.15
6.56	203	2.30
9.84	90	3.44
13.12	51	4.59

E(ft-cd)	2700K 1630lm	3000K 1720lm	3500K 1760lm	4000K 1796lm
3.28ft	768	810	829	846
6.56ft	192	203	207	211
9.84ft	85	90	92	94
13.12ft	48	51	52	53

3000K / 1720Lm

Light distribution with Filter lighting®

Full-Diffuser lens filter | MLA-080/DF01

for Narrow

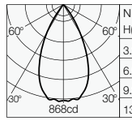

N		47°/52°
H(ft)	E(ft-cd)	D(ft)
3.28	81	2.89/ 3.22
6.56	20	5.74/ 6.43
9.84	9	8.66/ 9.65
13.12	5	11.55/12.86

for Narrow 3000K / 1720Lm

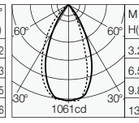

M		44°/47°
H(ft)	E(ft-cd)	D(ft)
3.28	99	2.69/ 2.85
6.56	25	5.38/ 5.71
9.84	11	8.07/ 8.56
13.12	6	10.76/11.42

for Medium 3000K / 1720Lm

Semi-Diffuser lens filter | MLA-080/DS03

for Narrow

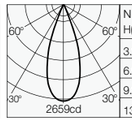

N		32°/34°
H(ft)	E(ft-cd)	D(ft)
3.28	247	2.03/1.94
6.56	62	4.07/3.87
9.84	27	6.10/5.81
13.12	15	8.14/7.74

for Narrow 3000K / 1720Lm

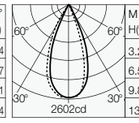

M		33°/34°
H(ft)	E(ft-cd)	D(ft)
3.28	242	2.00/2.07
6.56	60	4.00/4.13
9.84	27	6.17/6.20
13.12	15	8.01/8.27

for Medium 3000K / 1720Lm

Full-spread lens filter | MLA-080/SF01

for Narrow

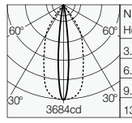

N		12°/42°
H(ft)	E(ft-cd)	D(ft)
3.28	342	0.72/ 2.53
6.56	86	1.44/ 5.05
9.84	38	2.17/ 7.58
13.12	21	2.89/10.10

for Narrow 3000K / 1720Lm

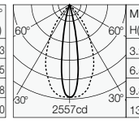

M		21°/47°
H(ft)	E(ft-cd)	D(ft)
3.28	238	1.25/ 2.85
6.56	59	2.49/ 5.71
9.84	26	3.74/ 8.56
13.12	15	4.99/11.42

for Medium 3000K / 1720Lm

Semi-Spread lens filter | MLA-080/SS01

for Narrow

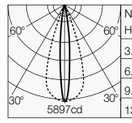

N		13°/33°
H(ft)	E(ft-cd)	D(ft)
3.28	548	0.75/1.97
6.56	137	1.51/3.94
9.84	61	2.26/5.91
13.12	34	3.02/7.87

for Narrow 3000K / 1720Lm

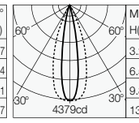

M		20°/34°
H(ft)	E(ft-cd)	D(ft)
3.28	407	1.18/2.00
6.56	102	2.36/4.00
9.84	45	3.54/6.00
13.12	25	4.72/8.01

for Medium 3000K / 1720Lm

Edge-control lens filter | MLA-080/EC02

for Narrow

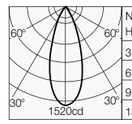

N		32°/35°
H(ft)	E(ft-cd)	D(ft)
3.28	141	1.94/2.10
6.56	35	3.87/4.20
9.84	16	5.81/6.30
13.12	9	7.74/8.40

for Narrow 3000K / 1720Lm

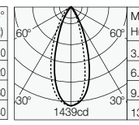

M		35°/36°
H(ft)	E(ft-cd)	D(ft)
3.28	134	2.10/2.17
6.56	33	4.20/4.33
9.84	15	6.30/6.50
13.12	8	8.40/8.66

for Medium 3000K / 1720Lm

Sharpener lens filter | MLA-080/SH01

for Narrow

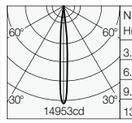

N		9°
H(ft)	E(ft-cd)	D(ft)
3.28	1389	0.56
6.56	347	1.12
9.84	154	1.67
13.12	87	2.23

for Narrow 3000K / 1720Lm

Narrow only

The attachment of the filters

① Remove the lock by sliding the body along the arrow direction, and detach the hood from the body.

② Rotate the option holder in the hood along the arrow direction and take the option holder out from the hood.

③ Put the filter into the hood.
※ up to 2 filters can be inserted.
※ The sharpener lens are counted as 2 lens.

④ Put back the option holder to the hood.

⑤ Match the mark of the hood and the body and rotate the hood to lock.

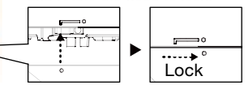

AMBIENT | Ambient downlight

MMP-100F

Product code

[ex：Chrome cone /White trim / Wide 47°/ 3000K]

MMP-100F/CC/SWF/W/30B 30/Z1/ 2

Basic Product Series	Cone color	Trim color	Light distribution	Light source	Color temperature	Driver type	Auth-entication

◎Dimming | 0-10V | 5-100%

White	MMP-100F/WC/SWF/F.W.M/ 30B27.30.35.40/Z1/2
Matte black	MMP-100F/MC/SWF.SMF/F.W.M/ 30B27.30.35.40/Z1/2
Chrome	MMP-100F/CC/SWF.SMF/F.W.M/ 30B27.30.35.40/Z1/2

Products Specifications

・Input Voltage	AC120 ～ 277V
・Power consumption	37.8W(AC120V) / 38.4W(AC277V)
・Luminance flux	3,317 ～ 3,649 lm
・Color rendering	CRI (Ra)＝93(typ)
・Fixture's weight	5.5 lbs
・Light distribution	Flood (61°) Wide (47°)Medium (32°)
・Input current	0.9A
・Aiming distance	0.2m (7 7/8 in)
・Ceiling thickness	23/64 ～ 63/64 in
・Glare cut off angle	30°

Light distribution (Chrome cone)

Flood : 61°

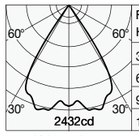

F | CC		61°
H(ft)	E(ft-cd)	D(ft)
3.28	226	3.90
6.56	56	7.81
9.84	25	11.71
13.12	14	15.62

3000K / 3500Lm

E(ft-cd)	2700K 3317lm	3000K 3500lm	3500K 3578m	4000K 3649lm
3.28ft	214	226	231	236
6.56ft	54	56	58	59
9.84ft	24	25	26	26
13.12ft	13	14	14	15

Wide : 47°

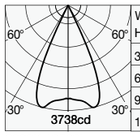

W | CC		47°
H(ft)	E(ft-cd)	D(ft)
3.28	347	2.89
6.56	87	5.77
9.84	39	8.66
13.12	22	11.55

3000K / 3500Lm

E(ft-cd)	2700K 3317lm	3000K 3500lm	3500K 3578m	4000K 3649lm
3.28ft	329	347	355	362
6.56ft	82	87	89	90
9.84ft	37	39	39	40
13.12ft	21	22	22	23

Medium : 32°

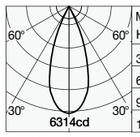

M | CC		32°
H(ft)	E(ft-cd)	D(ft)
3.28	587	1.94
6.56	147	3.87
9.84	65	5.81
13.12	37	7.74

3000K / 3500Lm

E(ft-cd)	2700K 3317lm	3000K 3500lm	3500K 3578m	4000K 3649lm
3.28ft	556	587	600	612
6.56ft	139	147	150	153
9.84ft	62	65	67	68
13.12ft	35	37	37	38

Size

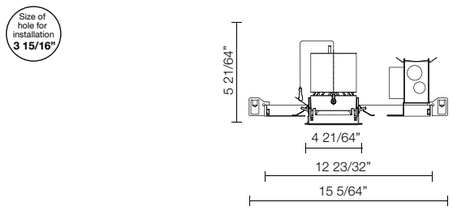

Installation

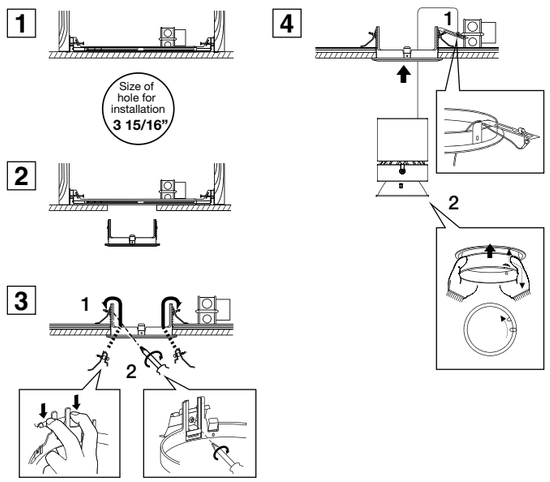

WALL | Wall washer downlight

U-B9451D

Product code

[ex：White cone / White trim / 0-10V type / 3000K]

U-B9451D/1/R30B/WC/W

Series	Fun-ction	Light source	Fun-ction	Auth-entication	Color temperature	Cone Color	Trim Color

◎Dimming | 0-10V | 5-100%

White	U-B9451D/1/R27B.R30B.R35B.R40B/ WC/W(White)
Matte black	U-B9451D/1/R27B.R30B.R35B.R40B/ MC/W(White).M(Matte black)
Chrome	U-B9451D/1/R27B.R30B.R35B.R40B/ NC/W(White).M(Matte black)

◎Dimming | Eco system | 3-100%

White	U-B9451D/2/R27B.R30B.R35B.R40B/ WC/W(White)
Matte black	U-B9451D/2/R27B.R30B.R35B.R40B/ MC/W(White).M(Matte black)
Chrome	U-B9451D/2/R27B.R30B.R35B.R40B/ NC/W(White).M(Matte black)

Products Specifications

・Input Voltage	AC120 ～ 277V
・Power consumption	1 : 0-10V) 30.5W(AC120V) / 31.4W(AC277V) 2 : Eco system) 30.8W(AC120V) / 30.8W(AC277V)
・Luminance flux	1935 ～ 2084 lm
・Color rendering	CRI (Ra)＝93(typ)
・Fixture's weight	1 : 0-10V)5.6 lbs 2 : Eco system) 5.76 lbs
・Light distribution	Wall
・Input current	0.67A
・Aiming distance	0.2m (7 7/8 in)
・Ceiling thickness	23/64 ～ 63/64 in
・Glare cut off angle	35°

Light distribution (Chrome cone)

Solid line:Wall/Vertically
Dotted line:Wall/Horizontally

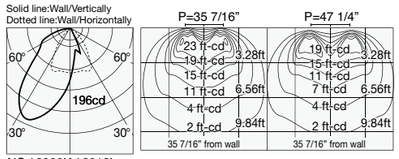

NC / 3000K / 2018Lm

Size

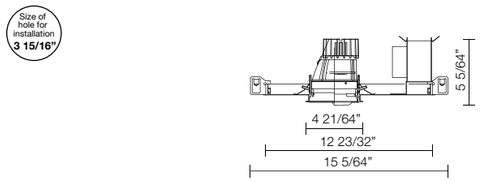

Installation

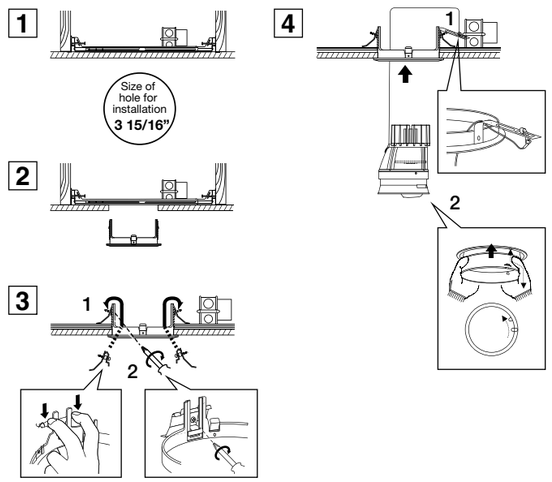

ACCENT | Accent downlight

MMP-100A

Product code

[ex：Chrome cone /White trim / Narrow 12°/ 3000K]

MMP-100A/CC/SWF/N/30B 30/Z1/ 2

Basic Product Series	Cone color	Trim color	Light distribution	Light source	Color temperature	Driver type	Auth-entication

◎Dimming | 0-10V | 5-100%

White	MMP-100A/WC/SWF/N.M/ 30B27.30.35.40/Z1/2
Matte black	MMP-100A/MC/SWF.SMF/N.M/ 30B27.30.35.40/Z1/2
Chrome	MMP-100A/CC/SWF.SMF/N.M/ 30B27.30.35.40/Z1/2

Products Specifications

・Input Voltage	AC120 ～ 277V
・Power consumption	36.4W(AC120V) / 36.8W(AC277V)
・Luminance flux	2,627 ～ 2,894 lm
・Color rendering	CRI (Ra)＝93(typ)
・Fixture's weight	5.40 lbs
・Light distribution	Medium (20°) Narrow (12°)
・Input current	0.83A
・Aiming distance	0.3m (11 13/16 in)
・Ceiling thickness	23/64 ～ 63/64 in
・Tilting angle	35°
・Filter lighting®	2 Filters

Size

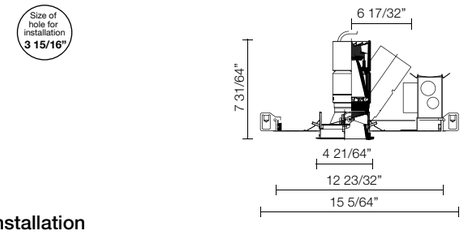

Installation

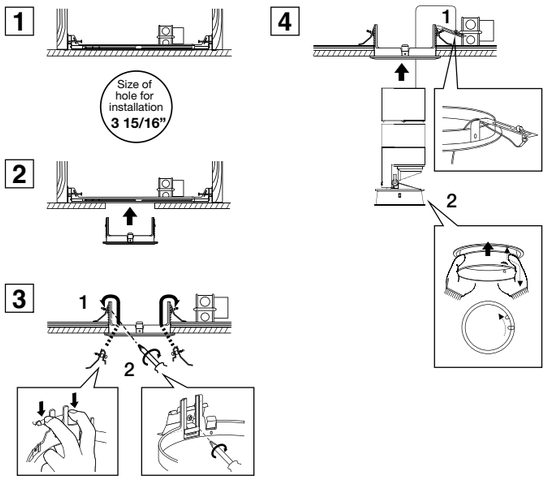

Additional Accesaries

・Lens Filter

Full-Diffuser lens filter
MLA-100/DF01

Semi-Diffuser lens filter
MLA-100/DS02

Full-spread lens filter
MLA-100/SF01

Semi-Spread lens filter
MLA-100/SS01

Edge-control lens filter
MLA-100/EC02

Sharpener lens filter
MLA-100/SH01

How to do tilt lock

Adjust the angle by looking at the scale and tighten the screw with the hexagon wrench to fix the angle.

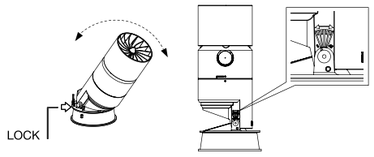

Light distribution (for Chrome cone)

Narrow : 12°

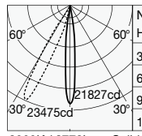

N | CC		12°
H(ft)	E(ft-cd)	D(ft)
3.28	2028	0.72
6.56	507	1.44
9.84	225	2.17
13.12	127	2.89

E(ft-cd)	2700K 2627lm	3000K 2778lm	3500K 2838lm	4000K 2894lm
3.28ft	1918	2028	2072	2112
6.56ft	479	507	518	528
9.84ft	213	225	230	235
13.12ft	120	127	129	132

3000K / 2778Lm Solid line:vertically / Dotted line:tilt angel:25°

Medium : 20°

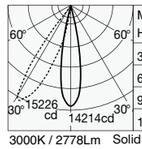

M | CC		20°
H(ft)	E(ft-cd)	D(ft)
3.28	1321	1.21
6.56	330	2.43
9.84	147	3.64
13.12	82	4.86

E(ft-cd)	2700K 2627lm	3000K 2778lm	3500K 2838lm	4000K 2894lm
3.28ft	1249	1321	1349	1376
6.56ft	312	330	337	344
9.84ft	139	147	150	153
13.12ft	78	82	84	86

3000K / 2778Lm Solid line:vertically / Dotted line:tilt angel:25°

Light distribution (for Chrome cone) with Filter lighting®

Full-Diffuser lens filter | MLA-100/DF01

for Narrow

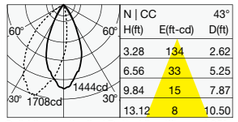

N | CC		43°
H(ft)	E(ft-cd)	D(ft)
3.28	134	2.62
6.56	33	5.25
9.84	15	7.87
13.12	8	10.50

Solid line:vertically / Dotted line:tilt angel:25°
for Narrow 3000K / 2778Lm

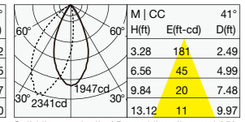

M | CC		41°
H(ft)	E(ft-cd)	D(ft)
3.28	181	2.49
6.56	45	4.99
9.84	20	7.48
13.12	11	9.97

Solid line:vertically / Dotted line:tilt angel:25°
for Medium 3000K / 2778Lm

Semi-Diffuser lens filter | MLA-100/DS02

for Narrow

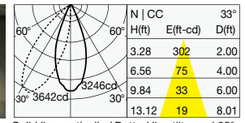

N | CC		33°
H(ft)	E(ft-cd)	D(ft)
3.28	302	2.00
6.56	75	4.00
9.84	33	6.00
13.12	19	8.01

Solid line:vertically / Dotted line:tilt angel:25°
for Narrow 3000K / 2778Lm

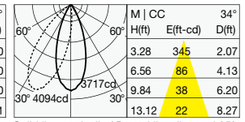

M | CC		34°
H(ft)	E(ft-cd)	D(ft)
3.28	345	2.07
6.56	86	4.13
9.84	38	6.20
13.12	22	8.27

Solid line:vertically / Dotted line:tilt angel:25°
for Medium 3000K / 2778Lm

Full-spread lens filter | MLA-100/SF01

for Narrow

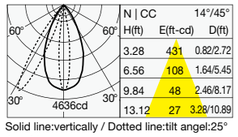

N | CC		14°/45°
H(ft)	E(ft-cd)	D(ft)
3.28	431	0.82/2.72
6.56	108	1.64/5.45
9.84	48	2.46/8.17
13.12	27	3.28/10.89

Solid line:vertically / Dotted line:tilt angel:25°
for Narrow 3000K / 2778Lm

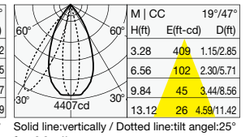

M | CC		19°/47°
H(ft)	E(ft-cd)	D(ft)
3.28	409	1.15/2.85
6.56	102	2.30/5.71
9.84	45	3.44/8.56
13.12	26	4.59/11.42

Solid line:vertically / Dotted line:tilt angel:25°
for Medium 3000K / 2778Lm

Semi-Spread lens filter | MLA-100/SS01

for Narrow

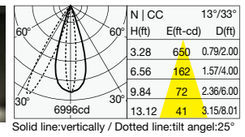

N | CC		13°/33°
H(ft)	E(ft-cd)	D(ft)
3.28	650	0.79/2.00
6.56	162	1.57/4.00
9.84	72	2.36/6.00
13.12	41	3.15/8.01

Solid line:vertically / Dotted line:tilt angel:25°
for Narrow 3000K / 2778Lm

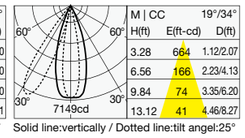

M | CC		19°/34°
H(ft)	E(ft-cd)	D(ft)
3.28	664	1.12/2.07
6.56	166	2.23/4.13
9.84	74	3.35/6.20
13.12	41	4.46/8.27

Solid line:vertically / Dotted line:tilt angel:25°
for Medium 3000K / 2778Lm

Edge-control lens filter | MLA-100/EC02

for Narrow

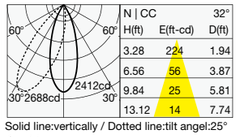

N | CC		32°
H(ft)	E(ft-cd)	D(ft)
3.28	224	1.94
6.56	56	3.87
9.84	25	5.81
13.12	14	7.74

Solid line:vertically / Dotted line:tilt angel:25°
for Narrow 3000K / 2778Lm

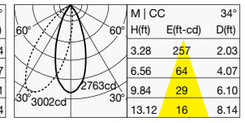

M | CC		34°
H(ft)	E(ft-cd)	D(ft)
3.28	257	2.03
6.56	64	4.07
9.84	29	6.10
13.12	16	8.14

Solid line:vertically / Dotted line:tilt angel:25°
for Medium 3000K / 2778Lm

Sharpener lens filter | MLA-100/SH01

for Narrow

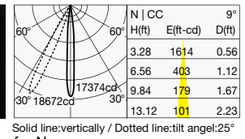

N | CC		9°
H(ft)	E(ft-cd)	D(ft)
3.28	1614	0.56
6.56	403	1.12
9.84	179	1.67
13.12	101	2.23

Solid line:vertically / Dotted line:tilt angel:25°
for Narrow 3000K / 2778Lm

Narrow only

The attachment of the filters

① Remove the lock by sliding the body along the arrow direction, and detach the hood from the body.

② Rotate the option holder in the hood along the arrow direction and take the option holder out from the hood.

③ Put the filter into the hood.
※ up to 2 filters can be inserted.
※ The sharpener lens are counted as 2 lens.

④ Put back the option holder to the hood.

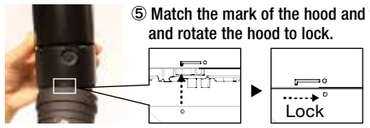

⑤ Match the mark of the hood and the body and rotate the hood to lock.

ACCENT | Track light

MMP-100S/1H

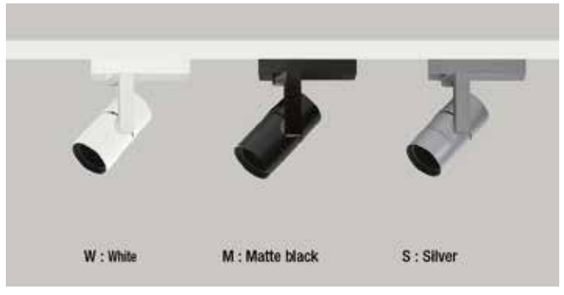

Products Specifications

・Input Voltage	AC120V
・Power consumption	39.9W(AC120V)
・Luminance flux	2,819 ～ 3,106lm
・Color rendering	CRI (Ra)＝93(typ)
・Fixture's weight	1.8 lbs
・Light distribution	Narrow (11°) Medium (19°)
・Input current	0.334A (120V)
・Aiming distance	0. 3m (11 13/16in)
・Tilting angle	100°
・Filter lighting®	2 Filters

Size

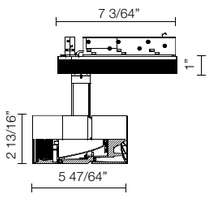

Track system designation

EUTRAC : Series 230,233
EUTRAC CORP NA

NORDIC : type TEK-44,48,412
NORDIC ALUMINIUM INC

・This fixture is compatible with 2-circuit track only. The fixture attaches to both the left and right circuit rails of the track. Please ensure that only one power feed is supplied to the track.

Installation

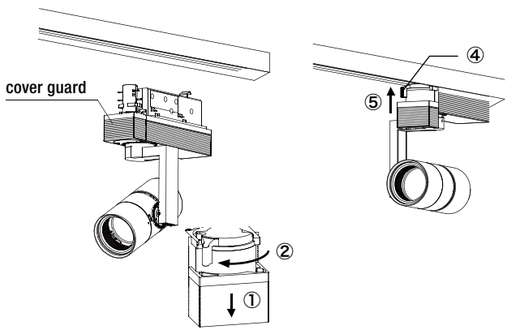

① Pull down the cover guard.
② Rotate the gear lever.
③ Push the driver box against the lighting rail.
④ Rotate the gear lever and lock it.
⑤ Push up the cover guard.

Product code

[ex：10°Hood / White / EUTRACK type / Narrow 11° / 3000K]

MMP-100S/1H/W/1E/N/30B 30/Z2/ 2

Basic Product Series	Hood	Color	Track type	Light distribution	Light source	Color temperature	Driver type	Auth-entication

◎EUTRAC type
Dimming | 0-10V | 3-100%

White	MMP-100S/1H/W/1E/N.M/30B27.30.35.40/Z2/2
Matte black	MMP-100S/1H/M/1E/N.M/30B27.30.35.40/Z2/2
Chrome	MMP-100S/1H/S/1E/N.M/30B27.30.35.40/Z2/2

◎NORDIC type
Dimming | Non-dimming

White	MMP-100S/1H/W/1N/N.M/30B27.30.35.40/N1/2
Matte black	MMP-100S/1H/M/1N/N.M/30B27.30.35.40/N1/2
Chrome	MMP-100S/1H/S/1N/N.M/30B27.30.35.40/N1/2

Additional Accesaries

・Lens Filter

Full-Diffuser lens filter
MLA-100/DF01

Semi-Diffuser lens filter
MLA-100/DS02

Full-spread lens filter
MLA-100/SF01

Semi-Spread lens filter
MLA-100/SS01

Edge-control lens filter
MLA-100/EC02

Sharpener lens filter
MLA-100/SH01

How to do tilt lock / pan lock

Each angle can be locked by allen wrench attached.

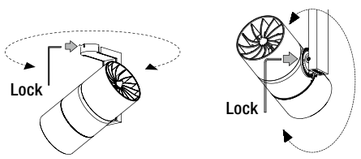

Light distribution

Narrow : 11°

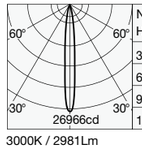

N		11°
H(ft)	E(ft-cd)	D(ft)
3.28	2505	0.69
6.56	626	1.38
9.84	278	2.07
13.12	157	2.76

E(ft-cd)	2700K 2819lm	3000K 2981lm	3500K 3045lm	4000K 3106lm
3.28ft	2369	2505	2559	2610
6.56ft	592	626	640	653
9.84ft	263	278	284	290
13.12ft	148	157	160	163

3000K / 2981Lm

Medium : 19°

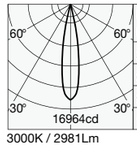

M		19°
H(ft)	E(ft-cd)	D(ft)
3.28	1576	1.15
6.56	394	2.30
9.84	175	3.44
13.12	98	4.59

E(ft-cd)	2700K 2819lm	3000K 2981lm	3500K 3045lm	4000K 3106lm
3.28ft	1491	1576	1610	1642
6.56ft	373	394	402	411
9.84ft	166	175	179	182
13.12ft	93	98	101	103

3000K / 2981Lm

Light distribution

Full-Diffuser lens filter | MLA-100/DF01

for Narrow

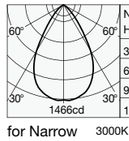

N		51°
H(ft)	E(ft-cd)	D(ft)
3.28	136	3.18
6.56	34	6.36
9.84	15	9.55
13.1	8	12.73

for Narrow 3000K / 2981Lm

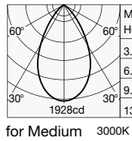

M		47°
H(ft)	E(ft-cd)	D(ft)
3.28	179	2.89
6.56	45	5.77
9.84	20	8.66
13.12	11	11.55

for Medium 3000K / 2981Lm

Semi-Diffuser lens filter | MLA-100/DS02

for Narrow

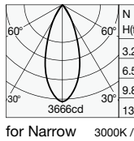

N		35°
H(ft)	E(ft-cd)	D(ft)
3.28	341	2.10
6.56	85	4.20
9.84	38	6.30
13.12	21	8.40

for Narrow 3000K / 2981Lm

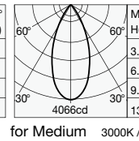

M		36°
H(ft)	E(ft-cd)	D(ft)
3.28	378	2.13
6.56	94	4.27
9.84	42	6.40
13.12	24	8.53

for Medium 3000K / 2981Lm

Full-spread lens filter | MLA-100/SF01

for Narrow

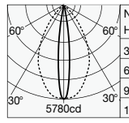

N		13°/52°
H(ft)	E(ft-cd)	D(ft)
3.28	537	0.79/3.25
6.56	134	1.57/6.50
9.84	60	2.36/9.74
13.1	34	3.15/12.99

for Narrow 3000K / 2981Lm

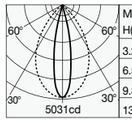

M		19°/53°
H(ft)	E(ft-cd)	D(ft)
3.28	467	1.15/3.31
6.56	117	2.30/6.63
9.84	52	3.44/9.94
13.12	29	4.59/13.25

for Medium 3000K / 2981Lm

Semi-Spread lens filter | MLA-100/SS01

for Narrow

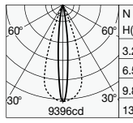

N		13°/34°
H(ft)	E(ft-cd)	D(ft)
3.28	873	0.79/2.07
6.56	218	1.57/4.13
9.84	97	2.36/6.20
13.12	55	3.15/8.27

for Narrow 3000K / 2981Lm

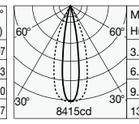

M		19°/34°
H(ft)	E(ft-cd)	D(ft)
3.28	782	1.15/2.07
6.56	195	2.30/4.13
9.84	87	3.44/6.20
13.12	49	4.59/8.27

for Medium 3000K / 2981Lm

Edge-control lens filter | MLA-100/EC02

for Narrow

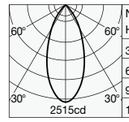

N		35°
H(ft)	E(ft-cd)	D(ft)
3.28	234	2.10
6.56	58	4.20
9.84	26	6.30
13.12	15	8.40

for Narrow 3000K / 2981Lm

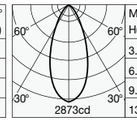

M		38°
H(ft)	E(ft-cd)	D(ft)
3.28	267	2.13
6.56	67	4.27
9.84	30	6.40
13.12	17	8.53

for Medium 3000K / 2981Lm

Sharpener lens filter | MLA-100/SH01

for Narrow

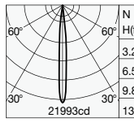

N		9°
H(ft)	E(ft-cd)	D(ft)
3.28	2043	0.52
6.56	511	1.05
9.84	227	1.57
13.12	128	2.10

for Narrow 3000K / 2981Lm

Narrow only

The attachment of the filters

① Remove the lock by sliding the body along the arrow direction, and detach the hood from the body.

② Rotate the option holder in the hood along the arrow direction and take the option holder out from the hood.

③ Put the filter into the hood.
※ up to 2 filters can be inserted.
※ The sharpener lens are counted as 2 lens.

④ Put back the option holder to the hood.

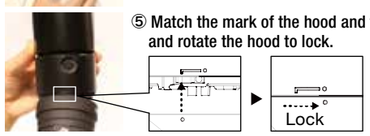

⑤ Match the mark of the hood and the body and rotate the hood to lock.

ModuleX® 100

2018 PROGRESS Report SELECTION

ACCENT | Track light

MMP-100S/3H

Products Specifications

・Input Voltage	AC120V
・Power consumption	39.9W(AC120V)
・Luminance flux	2,819 ～ 3,106 lm
・Color rendering	CRI (Ra)＝93(typ)
・Fixture's weight	1.84 lbs
・Light distribution	Narrow (11°) Medium (19°)
・Input current	0.334A (120V)
・Aiming distance	0. 3m (11 13/16 in)
・Tilting angle	100°
・Filter lighting®	2 Filters

Size

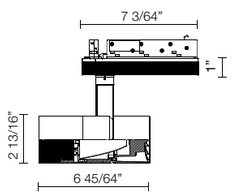

Track system designation

EUTRAC : Series 230,233
EUTRAC CORP NA

NORDIC : type TEK-44,48,412
NORDIC ALUMINIUM INC

・This fixture is compatible with 2-circuit track only.
The fixture attaches to both the left and right circuit rails of the track.
Please ensure that only one power feed is supplied to the track.

Installation

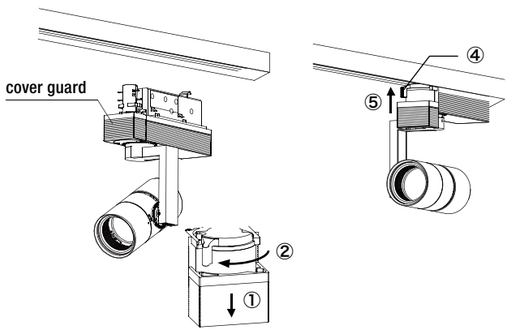

① Pull down the cover guard.
② Rotate the gear lever.
③ Push the driver box against the lighting rail.
④ Rotate the gear lever and lock it.
⑤ Push up the cover guard.

Product code

[ex：30°Hood / White / EUTRACK type / Narrow 11° / 3000K]

MMP-100S/3H/W/1E/N/30B 30/Z2/ 2

Basic Product Series	Hood	Color	Track type	Light distribution	Light source	Color temperature	Driver type	Auth-entication

◎EUTRAC type
Dimming | 0-10V | 3-100%

White	MMP-100S/3H/W/1E/N.M/30B27.30.35.40/Z2/2
Matte black	MMP-100S/3H/M/1E/N.M/30B27.30.35.40/Z2/2
Chrome	MMP-100S/3H/S/1E/N.M/30B27.30.35.40/Z2/2

◎NORDIC type
Dimming | Non-dimming

White	MMP-100S/3H/W/1N/N.M/30B27.30.35.40/N1/2
Matte black	MMP-100S/3H/M/1N/N.M/30B27.30.35.40/N1/2
Chrome	MMP-100S/3H/S/1N/N.M/30B27.30.35.40/N1/2

Additional Accesaries

・Lens Filter

Full-Diffuser lens filter
MLA-100/DF01

Semi-Diffuser lens filter
MLA-100/DS02

Full-spread lens filter
MLA-100/SF01

Semi-Spread lens filter
MLA-100/SS01

Edge-control lens filter
MLA-100/EC02

Sharpener lens filter
MLA-100/SH01

How to do tilt lock / pan lock

Each angle can be locked by allen wrench attached.

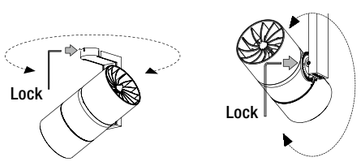

Light distribution

Narrow : 11°

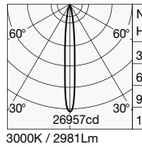

N		11°
H(ft)	E(ft-cd)	D(ft)
3.28	2504	0.69
6.56	626	1.38
9.84	278	2.07
13.12	156	2.76

E(ft-cd)	2700K 2819lm	3000K 2981lm	3500K 3045lm	4000K 3106lm
3.28ft	2368	2504	2558	2609
6.56ft	592	626	640	652
9.84ft	263	278	284	290
13.12ft	148	156	160	163

3000K / 2981Lm

Medium : 19°

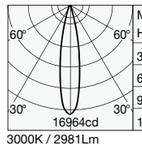

M		19°
H(ft)	E(ft-cd)	D(ft)
3.28	1576	1.15
6.56	394	2.30
9.84	175	3.44
13.12	98	4.59

E(ft-cd)	2700K 2819lm	3000K 2981lm	3500K 3045lm	4000K 3106lm
3.28ft	1491	1576	1610	1642
6.56ft	373	394	402	411
9.84ft	166	175	179	182
13.12ft	93	98	101	103

3000K / 2981Lm

Light distribution

Full-Diffuser lens filter | MLA-100/DF01

for Narrow

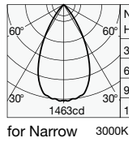

N		44°
H(ft)	E(ft-cd)	D(ft)
3.28	136	2.69
6.56	34	5.38
9.84	15	8.07
13.12	8	10.76

for Narrow 3000K / 2981Lm

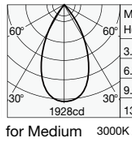

M		44°
H(ft)	E(ft-cd)	D(ft)
3.28	179	2.66
6.56	45	5.31
9.84	20	7.97
13.12	11	10.63

for Medium 3000K / 2981Lm

Semi-Diffuser lens filter | MLA-100/DS02

for Narrow

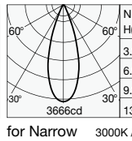

N		32°
H(ft)	E(ft-cd)	D(ft)
3.28	341	1.94
6.56	85	3.87
9.84	38	5.81
13.12	21	7.74

for Narrow 3000K / 2981Lm

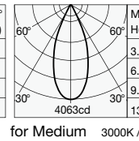

M		34°
H(ft)	E(ft-cd)	D(ft)
3.28	378	2.07
6.56	94	4.13
9.84	42	6.20
13.12	24	8.27

for Medium 3000K / 2981Lm

Full-spread lens filter | MLA-100/SF01

for Narrow

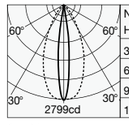

N		13°/43°
H(ft)	E(ft-cd)	D(ft)
3.28	537	0.79/2.62
6.56	134	1.57/5.25
9.84	60	2.36/7.87
13.12	34	3.15/10.50

for Narrow 3000K / 2981Lm

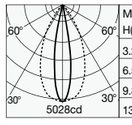

M		19°/47°
H(ft)	E(ft-cd)	D(ft)
3.28	467	1.15/2.85
6.56	117	2.30/5.61
9.84	52	3.44/8.56
13.12	29	4.59/11.42

for Medium 3000K / 2981Lm

Semi-Spread lens filter | MLA-100/SS01

for Narrow

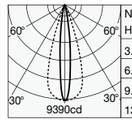

N		13°/33°
H(ft)	E(ft-cd)	D(ft)
3.28	873	0.75/1.97
6.56	218	1.51/3.94
9.84	97	2.26/5.91
13.12	55	3.02/7.87

for Narrow 3000K / 2981Lm

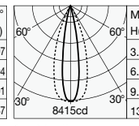

M		19°/33°
H(ft)	E(ft-cd)	D(ft)
3.28	782	0.34/0.61
6.56	195	0.68/1.22
9.84	87	1.02/1.88
13.12	49	1.36/2.44

for Medium 3000K / 2981Lm

Edge-control lens filter | MLA-100/EC02

for Narrow

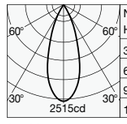

N		32°
H(ft)	E(ft-cd)	D(ft)
3.28	234	1.94
6.56	58	3.87
9.84	26	5.81
13.12	15	7.74

for Narrow 3000K / 2981Lm

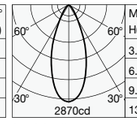

M		34°
H(ft)	E(ft-cd)	D(ft)
3.28	267	2.03
6.56	67	4.07
9.84	30	6.10
13.12	17	8.14

for Medium 3000K / 2981Lm

Sharpener lens filter | MLA-100/SH01

for Narrow

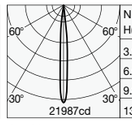

N		9°
H(ft)	E(ft-cd)	D(ft)
3.28	2043	0.52
6.56	511	1.05
9.84	227	1.57
13.12	128	2.10

for Narrow 3000K / 2981Lm

Narrow only

The attachment of the filters

① Remove the lock by sliding the body along the arrow direction, and detach the hood from the body.

② Rotate the option holder in the hood along the arrow direction and take the option holder out from the hood.

③ Put the filter into the hood.
※ up to 2 filters can be inserted.
※ The sharpener lens are counted as 2 lens.

④ Put back the option holder to the hood.

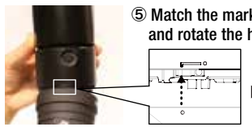

⑤ Match the mark of the hood and the body and rotate the hood to lock.

ACCENT | Track light

MMP-100S/5H

Products Specifications

・Input Voltage	AC120V
・Power consumption	39.9W(AC120V)
・Luminance flux	2,819 ～ 3,106 lm
・Color rendering	CRI (Ra)＝93(typ)
・Fixture's weight	1.94 lbs
・Light distribution	Narrow (11°) Medium (19°)
・Input current	0.334A (120V)
・Aiming distance	0. 3m (11 13/16 in)
・Tilting angle	100°
・Filter lighting®	2 Filters

Size

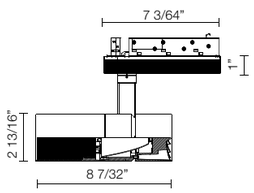

Track system designation

EUTRAC : Series 230,233
EUTRAC CORP NA

NORDIC : type TEK-44,48,412
NORDIC ALUMINIUM INC

・This fixture is compatible with 2-circuit track only. The fixture attaches to both the left and right circuit rails of the track. Please ensure that only one power feed is supplied to the track.

Installation

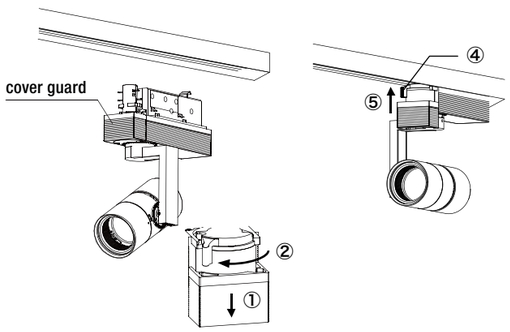

① Pull down the cover guard.
② Rotate the gear lever.
③ Push the driver box against the lighting rail.
④ Rotate the gear lever and lock it.
⑤ Push up the cover guard.

Product code

[ex : 50°Hood / White / EUTRACK type / Narrow 11° / 3000K]

MMP-100S/5H/W/1E/N/30B 30/Z2/ 2

Basic Product Series	Hood	Color	Track type	Light distribution	Light source	Color temperature	Driver type	Auth-entication

◎EUTRAC type
Dimming | 0-10V | 3-100%

White	MMP-100S/5H/W/1E/N.M/30B27.30.35.40/Z2/2
Matte black	MMP-100S/5H/M/1E/N.M/30B27.30.35.40/Z2/2
Chrome	MMP-100S/5H/S/1E/N.M/30B27.30.35.40/Z2/2

◎NORDIC type
Dimming | Non-dimming

White	MMP-100S/5H/W/1N/N.M/30B27.30.35.40/N1/2
Matte black	MMP-100S/5H/M/1N/N.M/30B27.30.35.40/N1/2
Chrome	MMP-100S/5H/S/1N/N.M/30B27.30.35.40/N1/2

Additional Accesaries

・Lens Filter

Full-Diffuser lens filter
MLA-100/DF01

Semi-Diffuser lens filter
MLA-100/DS02

Full-spread lens filter
MLA-100/SF01

Semi-Spread lens filter
MLA-100/SS01

Edge-control lens filter
MLA-100/EC02

Sharpener lens filter
MLA-100/SH01

How to do tilt lock / pan lock

Each angle can be locked by allen wrench attached.

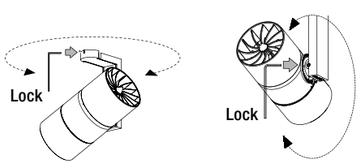

Light distribution

Narrow : 11°

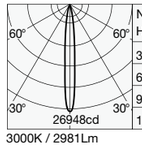

N		11°
H(ft)	E(ft-cd)	D(ft)
3.28	2504	0.69
6.56	626	1.38
9.84	278	2.07
13.12	156	2.76

E(ft-cd)	2700K 2819lm	3000K 2981lm	3500K 3045lm	4000K 3106lm
3.28ft	2368	2504	2558	2609
6.56ft	592	626	640	652
9.84ft	263	278	284	290
13.12ft	148	156	160	163

3000K / 2981Lm

Medium : 19°

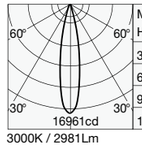

M		19°
H(ft)	E(ft-cd)	D(ft)
3.28	1576	1.12
6.56	394	2.23
9.84	175	3.35
13.12	98	4.46

E(ft-cd)	2700K 2819lm	3000K 2981lm	3500K 3045lm	4000K 3106lm
3.28ft	1490	1576	1610	1642
6.56ft	373	394	402	411
9.84ft	166	175	179	182
13.12ft	93	98	101	103

3000K / 2981Lm

Light distribution

Full-Diffuser lens filter | MLA-100/DF01

for Narrow

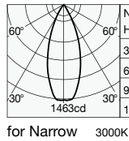

N		34°
H(ft)	E(ft-cd)	D(ft)
3.28	136	2.07
6.56	34	4.13
9.84	15	6.20
13.12	8	8.27

for Narrow 3000K / 2981Lm

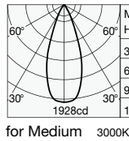

M		34°
H(ft)	E(ft-cd)	D(ft)
3.28	179	2.03
6.56	45	4.07
9.84	20	6.10
13.12	11	8.14

for Medium 3000K / 2981Lm

Semi-Diffuser lens filter | MLA-100/DS02

for Narrow

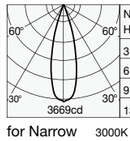

N		26°
H(ft)	E(ft-cd)	D(ft)
3.28	341	1.54
6.56	85	3.08
9.84	38	4.63
13.12	21	6.17

for Narrow 3000K / 2981Lm

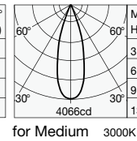

M		29°
H(ft)	E(ft-cd)	D(ft)
3.28	378	1.71
6.56	94	3.41
9.84	42	5.12
13.12	24	6.82

for Medium 3000K / 2981Lm

Full-spread lens filter | MLA-100/SF01

for Narrow

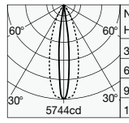

N		13°/32°
H(ft)	E(ft-cd)	D(ft)
3.28	537	0.75/1.90
6.56	134	1.51/3.81
9.84	60	2.26/5.71
13.12	34	3.02/7.61

for Narrow 3000K / 2981Lm

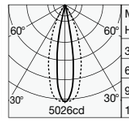

M		18°/35°
H(ft)	E(ft-cd)	D(ft)
3.28	467	1.08/2.10
6.56	117	2.17/4.20
9.84	52	3.25/6.30
13.12	29	4.33/8.40

for Medium 3000K / 2981Lm

Semi-Spread lens filter | MLA-100/SS01

for Narrow

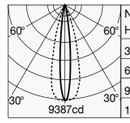

N		13°/28°
H(ft)	E(ft-cd)	D(ft)
3.28	872	0.75/1.64
6.56	218	1.51/3.28
9.84	97	2.26/4.92
13.12	54	3.02/6.56

for Narrow 3000K / 2981Lm

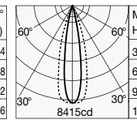

M		18°/29°
H(ft)	E(ft-cd)	D(ft)
3.28	782	1.05/1.71
6.56	195	2.10/3.41
9.84	87	3.15/5.12
13.12	49	4.20/6.82

for Medium 3000K / 2981Lm

Edge-control lens filter | MLA-100/EC02

for Narrow

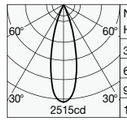

N		26°
H(ft)	E(ft-cd)	D(ft)
3.28	234	1.54
6.56	58	3.08
9.84	26	4.63
13.12	15	6.17

for Narrow 3000K / 2981Lm

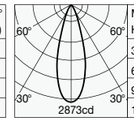

M		28°
H(ft)	E(ft-cd)	D(ft)
3.28	267	1.67
6.56	67	3.35
9.84	30	5.02
13.12	17	6.69

for Medium 3000K / 2981Lm

Sharpener lens filter | MLA-100/SH01

for Narrow

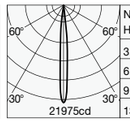

N		9°
H(ft)	E(ft-cd)	D(ft)
3.28	2042	0.52
6.56	510	1.05
9.84	227	1.57
13.12	128	2.10

for Narrow 3000K / 2981Lm

Narrow only

The attachment of the filters

① Remove the lock by sliding the body along the arrow direction, and detach the hood from the body.

② Rotate the option holder in the hood along the arrow direction and take the option holder out from the hood.

③ Put the filter into the hood.
※ up to 2 filters can be inserted.
※ The sharpener lens are counted as 2 lens.

④ Put back the option holder to the hood.

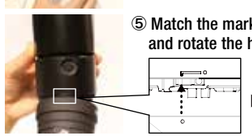

⑤ Match the mark of the hood and the body and rotate the hood to lock.

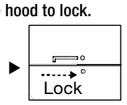

ACCENT | Track light

MMP-100S/SH

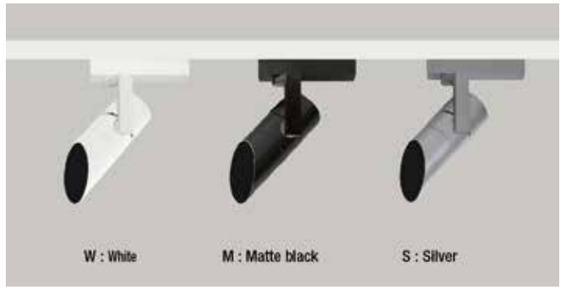

Products Specifications

・Input Voltage	AC120V
・Power consumption	39.9W(AC120V)
・Luminance flux	2,819 ～ 3,106 lm
・Color rendering	CRI (Ra)＝93(typ)
・Fixture's weight	1.88 lbs
・Light distribution	Narrow (11°) Medium (19°)
・Input current	0.334A (120V)
・Aiming distance	0. 3m (11 13/16 in)
・Tilting angle	100°
・Filter lighting®	2 Filters

Size

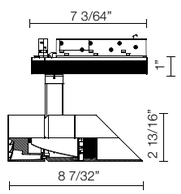

Track system designation

EUTRAC : Series 230,233
EUTRAC CORP NA

NORDIC : type TEK-44,48,412
NORDIC ALUMINIUM INC

・This fixture is compatible with 2-circuit track only. The fixture attaches to both the left and right circuit rails of the track. Please ensure that only one power feed is supplied to the track.

Installation

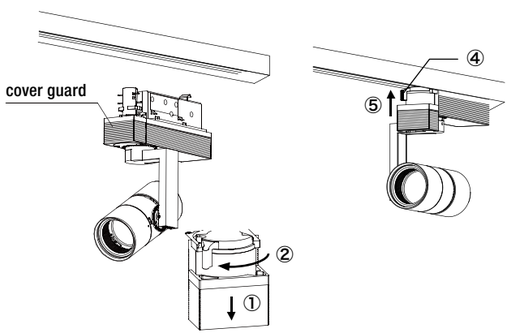

① Pull down the cover guard.
② Rotate the gear lever.
③ Push the driver box against the lighting rail.
④ Rotate the gear lever and lock it.
⑤ Push up the cover guard.

Product code

[ex：Slant hood / White / EUTRACK type / Narrow 11° / 3000K]

MMP-100S/SH/W/1E/N/30B 30/Z2/ 2

Basic Product Series	Hood	Color	Track type	Light distribution	Light source	Color temperature	Driver type	Auth-entication

◎EUTRAC type
Dimming | 0-10V | 3-100%

White	MMP-100S/SH/W/1E/N.M/30B27.30.35.40/Z2/2
Matte black	MMP-100S/SH/M/1E/N.M/30B27.30.35.40/Z2/2
Chrome	MMP-100S/SH/S/1E/N.M/30B27.30.35.40/Z2/2

◎NORDIC type
Dimming | Non-dimming

White	MMP-100S/SH/W/1N/N.M/30B27.30.35.40/N1/2
Matte black	MMP-100S/SH/M/1N/N.M/30B27.30.35.40/N1/2
Chrome	MMP-100S/SH/S/1N/N.M/30B27.30.35.40/N1/2

Additional Accesaries

・Lens Filter

Full-Diffuser lens filter
MLA-100/DF01

Semi-Diffuser lens filter
MLA-100/DS02

Full-spread lens filter
MLA-100/SF01

Semi-Spread lens filter
MLA-100/SS01

Edge-control lens filter
MLA-100/EC02

Sharpener lens filter
MLA-100/SH01

How to do tilt lock / pan lock

Each angle can be locked by allen wrench attached.

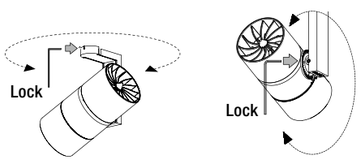

Light distribution

Narrow : 11°

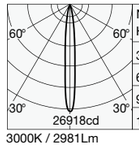

N		11°
H(ft)	E(ft-cd)	D(ft)
3.28	2501	0.69
6.56	625	1.38
9.84	278	2.07
13.12	156	2.76

3000K / 2981Lm

E(ft-cd)	2700K 2819lm	3000K 2981lm	3500K 3045lm	4000K 3106lm
3.28ft	2365	2501	2555	2606
6.56ft	591	625	639	651
9.84ft	263	278	284	289
13.12ft	148	156	160	163

Medium : 20°

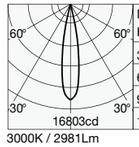

M		20°
H(ft)	E(ft-cd)	D(ft)
3.28	1561	1.18
6.56	390	2.36
9.84	173	3.54
13.12	98	4.72

3000K / 2981Lm

E(ft-cd)	2700K 2819lm	3000K 2981lm	3500K 3045lm	4000K 3106lm
3.28ft	1476	1561	1595	1626
6.56ft	369	390	399	406
9.84ft	164	173	177	180
13.12ft	92	98	100	101

Light distribution

Full-Diffuser lens filter | MLA-100/DF01

for Narrow

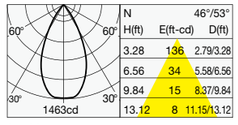

N		46°/53°
H(ft)	E(ft-cd)	D(ft)
3.28	136	2.79/3.28
6.56	34	5.58/6.56
9.84	15	8.37/9.84
13.12	8	11.15/13.12

for Narrow 3000K / 2981Lm

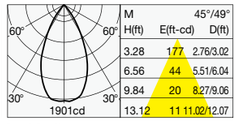

M		45°/49°
H(ft)	E(ft-cd)	D(ft)
3.28	177	2.76/3.02
6.56	44	5.51/6.04
9.84	20	8.27/9.06
13.12	11	11.02/12.07

for Medium 3000K / 2981Lm

Semi-Diffuser lens filter | MLA-100/DS02

for Narrow

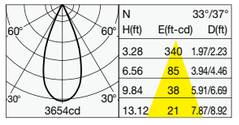

N		33°/37°
H(ft)	E(ft-cd)	D(ft)
3.28	340	1.97/2.23
6.56	85	3.94/4.46
9.84	38	5.91/6.69
13.12	21	7.87/8.92

for Narrow 3000K / 2981Lm

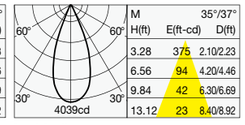

M		35°/37°
H(ft)	E(ft-cd)	D(ft)
3.28	375	2.10/2.23
6.56	94	4.20/4.46
9.84	42	6.30/6.69
13.12	23	8.40/8.92

for Medium 3000K / 2981Lm

Full-spread lens filter | MLA-100/SF01

for Narrow

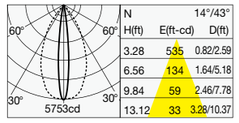

N		14°/43°
H(ft)	E(ft-cd)	D(ft)
3.28	535	0.82/2.59
6.56	134	1.64/5.18
9.84	59	2.46/7.78
13.12	33	3.28/10.37

for Narrow 3000K / 2981Lm

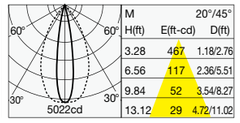

M		20°/45°
H(ft)	E(ft-cd)	D(ft)
3.28	467	1.18/2.76
6.56	117	2.36/5.51
9.84	52	3.54/8.27
13.12	29	4.72/11.02

for Medium 3000K / 2981Lm

Semi-Spread lens filter | MLA-100/SS01

for Narrow

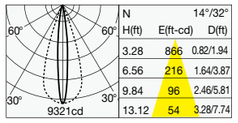

N		14°/32°
H(ft)	E(ft-cd)	D(ft)
3.28	866	0.82/1.94
6.56	216	1.64/3.87
9.84	96	2.46/5.81
13.12	54	3.28/7.74

for Narrow 3000K / 2981Lm

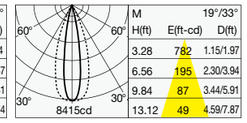

M		19°/33°
H(ft)	E(ft-cd)	D(ft)
3.28	782	1.15/1.97
6.56	195	2.30/3.94
9.84	87	3.44/5.91
13.12	49	4.59/7.87

for Medium 3000K / 2981Lm

Edge-control lens filter | MLA-100/EC02

for Narrow

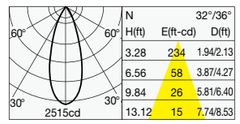

N		32°/36°
H(ft)	E(ft-cd)	D(ft)
3.28	234	1.94/2.13
6.56	58	3.87/4.27
9.84	26	5.81/6.40
13.12	15	7.74/8.53

for Narrow 3000K / 2981Lm

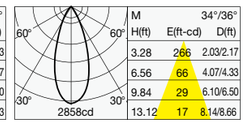

M		34°/36°
H(ft)	E(ft-cd)	D(ft)
3.28	266	2.03/2.17
6.56	66	4.07/4.33
9.84	29	6.10/6.50
13.12	17	8.14/8.66

for Medium 3000K / 2981Lm

Sharpener lens filter | MLA-100/SH01

for Narrow

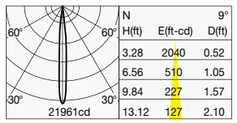

N		9°
H(ft)	E(ft-cd)	D(ft)
3.28	2040	0.52
6.56	510	1.05
9.84	227	1.57
13.12	127	2.10

for Narrow 3000K / 2981Lm

Narrow only

The attachment of the filters

① Remove the lock by sliding the body along the arrow direction, and detach the hood from the body.

② Rotate the option holder in the hood along the arrow direction and take the option holder out from the hood.

③ Put the filter into the hood.
※ up to 2 filters can be inserted.
※ The sharpener lens are counted as 2 lens.

④ Put back the option holder to the hood.

⑤ Match the mark of the hood and the body and rotate the hood to lock.

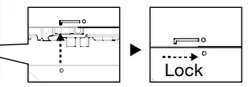

ACCENT | Accent downlight

MMP-130A

Products Specifications

- Input Voltage: AC120 ～ 277V
- Power consumption: 52.0W(AC120V) / 50.9W(AC277V)
- Luminance flux: 4,161 ～ 4,577 lm
- Color rendering: CRI (Ra)＝93(typ)
- Fixture's weight: 7.20 lbs
- Light distribution: Narrow (11°) Medium (19°)
- Input current: 1.2A
- Aiming distance: 0.3m (11 13/16 in)
- Ceiling thickness: 23/64 ～ 63/64 in
- Tilting angle: 35°
- Filter lighting®: 2 Filters

Size

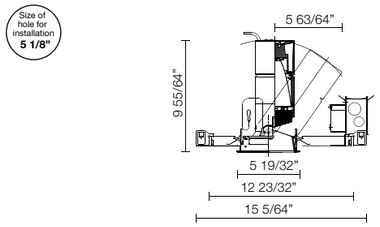

Installation

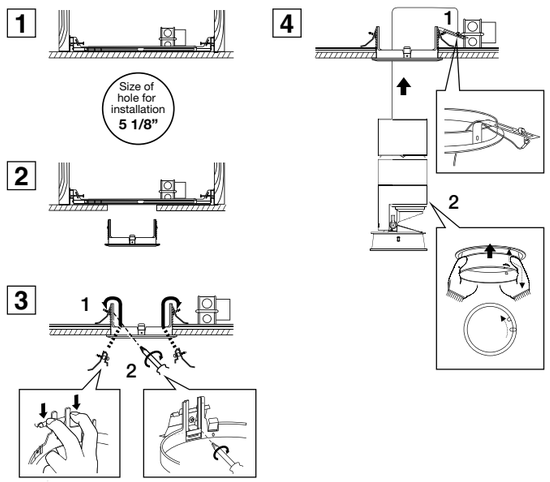

Product code

[ex：Chrome cone /White trim / Narrow 11° / 3000K]

MMP-130A/CC/SWF/N/40B 30/Z1/ 2

Basic Product Series	Cone color	Trim color	Light distribution	Light source	Color temperature	Driver type	Auth-entication

◎Dimming | 0-10V | 10-100%

White	MMP-130A/WC/SWF/N.M/ 40B27.30.35.40/Z1/2
Matte black	MMP-130A/MC/SWF.SMF/N.M/ 40B27.30.35.40/Z1/2
Chrome	MMP-130A/CC/SWF.SMF/N.M/ 40B27.30.35.40/Z1/2

Additional Accesaries

- Lens Filter

Full-Diffuser lens filter
MLA-130/DF01

Semi-Diffuser lens filter
MLA-130/DS02

Full-spread lens filter
MLA-130/SF01

Semi-Spread lens filter
MLA-130/SS01

Edge-control lens filter
MLA-130/EC02

Sharpener lens filter
MLA-130/SH01

How to do tilt lock

Adjust the angle by looking at the scale and tighten the screw with the hexagon wrench to fix the angle.

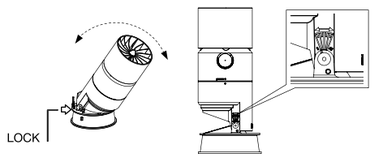

Light distribution (for Chrome cone)

Narrow : 11°

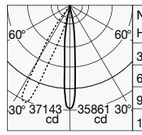

N | CC		11°
H(ft)	E(ft-cd)	D(ft)
3.28	3332	0.69
6.56	833	1.38
9.84	370	2.07
13.12	208	2.76

E(ft-cd)	2700K 4161lm	3000K 4390lm	3500K 4488lm	4000K 4577lm
3.28ft	3158	3332	3406	3474
6.56ft	789	833	852	868
9.84ft	351	370	378	386
13.12ft	197	208	213	217

3000K / 4390Lm Solid line:vertically / Dotted line:tilt angel:25°

Medium : 19°

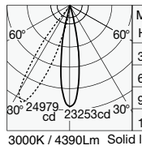

M | CC		19°
H(ft)	E(ft-cd)	D(ft)
3.28	2161	1.15
6.56	540	2.30
9.84	240	3.44
13.12	135	4.59

E(ft-cd)	2700K 4161lm	3000K 4390lm	3500K 4488m	4000K 4577lm
3.28ft	2048	2161	2209	2253
6.56ft	512	540	552	563
9.84ft	228	240	245	250
13.12ft	128	135	138	141

3000K / 4390Lm Solid line:vertically / Dotted line:tilt angel:25°

Light distribution (for Chrome cone) with Filter lighting®

Full-Diffuser lens filter | MLA-130/DF01

for Narrow

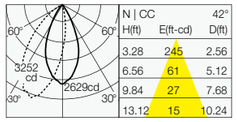

N | CC		42°
H(ft)	E(ft-cd)	D(ft)
3.28	245	2.56
6.56	61	5.12
9.84	27	7.68
13.12	15	10.24

for Narrow 3000K / 4390Lm

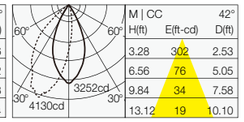

M | CC		42°
H(ft)	E(ft-cd)	D(ft)
3.28	302	2.53
6.56	76	5.05
9.84	34	7.58
13.12	19	10.10

for Medium 3000K / 4390Lm

Semi-Diffuser lens filter | MLA-130/DS02

for Narrow

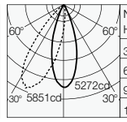

N | CC		32°
H(ft)	E(ft-cd)	D(ft)
3.28	490	1.90
6.56	122	3.81
9.84	54	5.71
13.12	31	7.61

for Narrow 3000K / 4390Lm

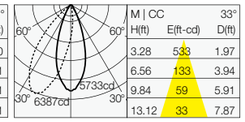

M | CC		33°
H(ft)	E(ft-cd)	D(ft)
3.28	533	1.97
6.56	133	3.94
9.84	59	5.91
13.12	33	7.87

for Medium 3000K / 4390Lm

Full-spread lens filter | MLA-130/SF01

for Narrow

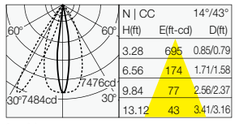

N | CC		14°/43°
H(ft)	E(ft-cd)	D(ft)
3.28	695	0.85/0.79
6.56	174	1.71/1.58
9.84	77	2.56/2.37
13.12	43	3.41/3.16

for Narrow 3000K / 4390Lm

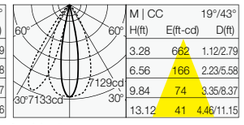

M | CC		19°/43°
H(ft)	E(ft-cd)	D(ft)
3.28	662	1.12/2.79
6.56	166	2.23/5.58
9.84	74	3.35/8.37
13.12	41	4.46/11.15

for Medium 3000K / 4390Lm

Semi-Spread lens filter | MLA-130/SS01

for Narrow

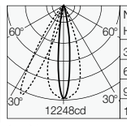

N | CC		14°/34°
H(ft)	E(ft-cd)	D(ft)
3.28	1138	0.82/2.03
6.56	285	1.64/4.07
9.84	126	2.46/6.10
13.12	71	3.28/8.14

for Narrow 3000K / 4390Lm

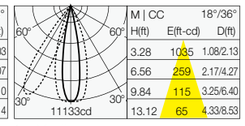

M | CC		18°/36°
H(ft)	E(ft-cd)	D(ft)
3.28	1035	1.08/2.13
6.56	259	2.17/4.27
9.84	115	3.25/6.40
13.12	65	4.33/8.53

for Medium 3000K / 4390Lm

Edge-control lens filter | MLA-130/EC02

for Narrow

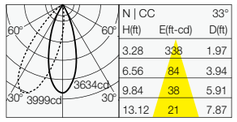

N | CC		33°
H(ft)	E(ft-cd)	D(ft)
3.28	338	1.97
6.56	84	3.94
9.84	38	5.91
13.12	21	7.87

for Narrow 3000K / 4390Lm

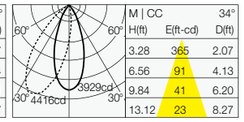

M | CC		34°
H(ft)	E(ft-cd)	D(ft)
3.28	365	2.07
6.56	91	4.13
9.84	41	6.20
13.12	23	8.27

for Medium 3000K / 4390Lm

Sharpener lens filter | MLA-130/SH01

for Narrow

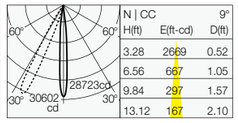

N | CC		9°
H(ft)	E(ft-cd)	D(ft)
3.28	2669	0.52
6.56	667	1.05
9.84	297	1.57
13.12	167	2.10

for Narrow 3000K / 4390Lm

Narrow only

The attachment of the filters

① Remove the lock by sliding the body along the arrow direction, and detach the hood from the body.

② Rotate the option holder in the hood along the arrow direction and take the option holder out from the hood.

③ Put the filter into the hood.
※ up to 2 filters can be inserted.
※ The sharpener lens are counted as 2 lens.

④ Put back the option holder to the hood.

⑤ Match the mark of the hood and the body and rotate the hood to lock.

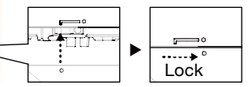

ACCENT | Track light

MMP-130S/1H

Product code

[ex : 10°Hood / White / EUTRAC type / Narrow 11° / 3000K]

MMP-130S/1H/W/2E/N/40B 30/ Z1 /2

Basic Product Series	Hood	Color	Track type	Light distribution	Light source	Color temperature	Driver type	Auth-entication

◎EUTRAC type
Dimming | 0-10V | 10-100%

White	MMP-130S/1H/W/2E/N.M/40B27.30.35.40/Z1/2
Matte black	MMP-130S/1H/M/2E/N.M/40B27.30.35.40/Z1/2
Chrome	MMP-130S/1H/S/2E/N.M/40B27.30.35.40/Z1/2

Products Specifications

・Input Voltage	AC120V
・Power consumption	52.0W(AC120V)
・Luminance flux	4,161 ～ 4,577 lm
・Color rendering	CRI (Ra)＝93(typ)
・Fixture's weight	3.38 lbs
・Light distribution	Narrow (11˚) Medium (18˚)
・Input current	0.441A (120V)
・Aiming distance	0.3m (11 13/16 in)
・Tilting angle	100˚
・Filter lighting®	2 Filters

Additional Accesaries

・Lens Filter

Full-Diffuser lens filter
MLA-130/DF01

Semi-Diffuser lens filter
MLA-130/DS02

Full-spread lens filter
MLA-130/SF01

Semi-Spread lens filter
MLA-130/SS01

Edge-control lens filter
MLA-130/EC02

Sharpener lens filter
MLA-130/SH01

Size

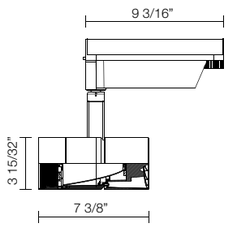

Track system designation

EUTRAC : Series 230,233
EUTRAC CORP NA

Installation

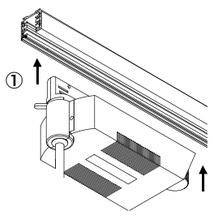

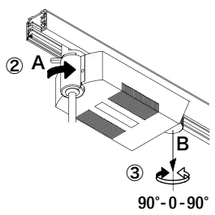

① Make sure ridge of adaptor aligns with groove in track.

② Turn knob A 90˚ clockwise to connect to track. the lighting rail.
③ Turn knob B 90˚ clockwise to connect to circuit 1.
and 90˚anti-clockwise to connect to circuit 2.

How to do tilt lock / pan lock

Each angle can be locked by allen wrench attached.

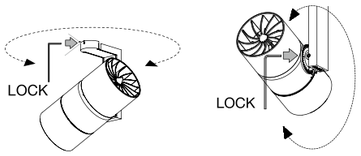

Light distribution

Narrow : 11°

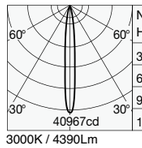

N		11°
H(ft)	E(ft-cd)	D(ft)
3.28	3806	0.66
6.56	952	1.31
9.84	423	1.97
13.12	238	2.62

3000K / 4390Lm

E(ft-cd)	2700K 4161lm	3000K 4390lm	3500K 4488lm	4000K 4577lm
3.28ft	3607	3806	3891	3968
6.56ft	902	952	973	992
9.84ft	401	423	432	441
13.12ft	225	238	243	248

Medium : 18°

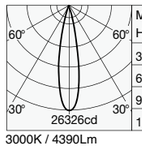

M		18°
H(ft)	E(ft-cd)	D(ft)
3.28	2446	1.08
6.56	611	2.17
9.84	272	3.25
13.12	153	4.33

3000K / 4390Lm

E(ft-cd)	2700K 4161lm	3000K 4390lm	3500K 4488lm	4000K 4577lm
3.28ft	2318	2446	2501	2550
6.56ft	580	611	625	637
9.84ft	258	272	278	283
13.12ft	145	153	156	159

Light distribution with Filter lighting®

Full-Diffuser lens filter | MLA-130/DF01

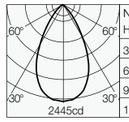

N		48°
H(ft)	E(ft-cd)	D(ft)
3.28	227	2.95
6.56	57	5.91
9.84	25	8.86
13.12	14	11.81

for Narrow for Narrow 3000K / 4390Lm

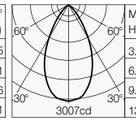

M		46°
H(ft)	E(ft-cd)	D(ft)
3.28	279	2.79
6.56	70	5.58
9.84	31	8.37
13.12	17	11.15

for Medium 3000K / 4390Lm

Semi-Diffuser lens filter | MLA-130/DS02

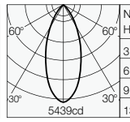

N		33°
H(ft)	E(ft-cd)	D(ft)
3.28	505	2.00
6.56	126	4.00
9.84	56	6.00
13.12	31	8.01

for Narrow for Narrow 3000K / 4390Lm

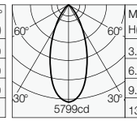

M		34°
H(ft)	E(ft-cd)	D(ft)
3.28	539	2.03
6.56	135	4.07
9.84	60	6.10
13.12	34	8.14

for Medium 3000K / 4390Lm

Full-spread lens filter | MLA-130/SF01

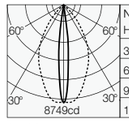

N		13°/50°
H(ft)	E(ft-cd)	D(ft)
3.28	813	0.79/3.12
6.56	203	1.57/6.23
9.84	90	2.36/9.35
13.12	51	3.15/12.47

for Narrow for Narrow 3000K / 4390Lm

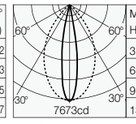

M		18°/51°
H(ft)	E(ft-cd)	D(ft)
3.28	713	1.08/3.18
6.56	178	2.17/6.36
9.84	79	3.25/9.55
13.12	45	4.33/12.73

for Medium 3000K / 4390Lm

Semi-Spread lens filter | MLA-130/SS01

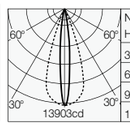

N		13°/34°
H(ft)	E(ft-cd)	D(ft)
3.28	1292	0.79/2.07
6.56	323	1.57/4.13
9.84	143	2.36/6.20
13.12	81	3.15/8.27

for Narrow for Narrow 3000K / 4390Lm

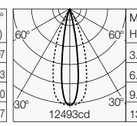

M		18°/35°
H(ft)	E(ft-cd)	D(ft)
3.28	1161	1.05/2.10
6.56	290	2.10/4.20
9.84	129	3.15/6.30
13.12	73	4.20/8.40

for Medium 3000K / 4390Lm

Edge-control lens filter | MLA-130/EC02

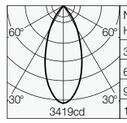

N		35°
H(ft)	E(ft-cd)	D(ft)
3.28	318	2.10
6.56	79	4.20
9.84	35	6.30
13.12	20	8.40

for Narrow for Narrow 3000K / 4390Lm

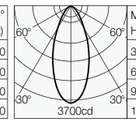

M		36°
H(ft)	E(ft-cd)	D(ft)
3.28	344	2.17
6.56	86	4.33
9.84	38	6.50
13.12	21	8.66

for Medium 3000K / 4390Lm

Sharpener lens filter | MLA-130/SH01

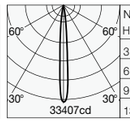

N		9°
H(ft)	E(ft-cd)	D(ft)
3.28	3104	0.52
6.56	776	1.05
9.84	345	1.57
13.12	194	2.10

Narrow only

for Narrow for Narrow 3000K / 4390Lm

The attachment of the filters

① Remove the lock by sliding the body along the arrow direction, and detach the hood from the body.

② Rotate the option holder in the hood along the arrow direction and take the option holder out from the hood.

③ Put the filter into the hood.
※ up to 2 filters can be inserted.
※ The sharpener lens are counted as 2 lens.

④ Put back the option holder to the hood.

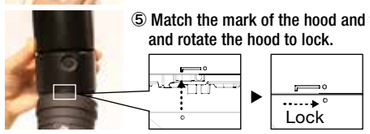

⑤ Match the mark of the hood and the body and rotate the hood to lock.

ACCENT | Track light

MMP-130S/3H

Product code

[ex：30°Hood / White / EUTRAC type / Narrow 11° / 3000K]

MMP-130S/3H/W/2E/N/40B 30/ Z1 /2

Basic Product Series	Hood	Color	Track type	Light distribution	Light source	Color temperature	Driver type	Auth-entication

◎EUTRAC type

Dimming | 0-10V | 10-100%

White	MMP-130S/3H/W/2E/N.M/40B27.30.35.40/Z1/2
Matte black	MMP-130S/3H/M/2E/N.M/40B27.30.35.40/Z1/2
Chrome	MMP-130S/3H/S/2E/N.M/40B27.30.35.40/Z1/2

Products Specifications

・Input Voltage	AC120V
・Power consumption	52.0W(AC120V)
・Luminance flux	4,161 ～ 4,577 lm
・Color rendering	CRI (Ra)＝93(typ)
・Fixture's weight	3.47 lbs
・Light distribution	Narrow (11˚) Medium (18˚)
・Input current	0.441A (120V)
・Aiming distance	0.3m (11 13/16 in)
・Tilting angle	100˚
・Filter lighting®	2 Filters

Size

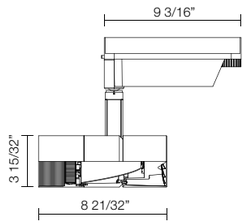

Track system designation

EUTRAC : Series 230,233
EUTRAC CORP NA

Installation

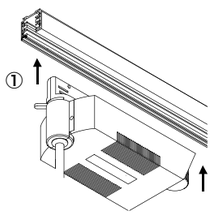

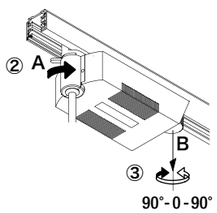

① Make sure ridge of adaptor aligns with groove in track.

② Turn knob A 90˚ clockwise to connect to track. the lighting rail.
③ Turn knob B 90˚ clockwise to connect to circuit 1.
and 90˚anti-clockwise to connect to circuit 2.

Additional Accesaries

・Lens Filter

Full-Diffuser lens filter
MLA-130/DF01

Semi-Diffuser lens filter
MLA-130/DS02

Full-spread lens filter
MLA-130/SF01

Semi-Spread lens filter
MLA-130/SS01

Edge-control lens filter
MLA-130/EC02

Sharpener lens filter
MLA-130/SH01

How to do tilt lock / pan lock

Each angle can be locked by allen wrench attached.

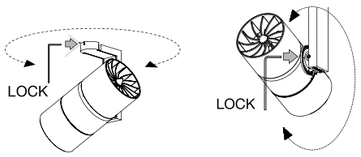

Light distribution

Narrow : 11°

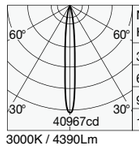

N		11°
H(ft)	E(ft-cd)	D(ft)
3.28	3806	0.66
6.56	952	1.31
9.84	423	1.97
13.12	238	2.62

E(ft-cd)	2700K 4161lm	3000K 4390lm	3500K 4488lm	4000K 4577lm
3.28ft	3607	3806	3891	3968
6.56ft	902	952	973	992
9.84ft	401	423	432	441
13.12ft	225	238	243	248

3000K / 4390Lm

Medium : 18°

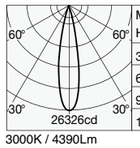

M		18°
H(ft)	E(ft-cd)	D(ft)
3.28	2446	1.08
6.56	611	2.17
9.84	272	3.25
13.12	153	4.33

E(ft-cd)	2700K 4161lm	3000K 4390lm	3500K 4488lm	4000K 4577lm
3.28ft	2318	2446	2501	2550
6.56ft	580	611	625	637
9.84ft	258	272	278	283
13.12ft	145	153	156	159

3000K / 4390Lm

Light distribution with Filter lighting®

Full-Diffuser lens filter | MLA-130/DF01

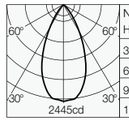

N		42°
H(ft)	E(ft-cd)	D(ft)
3.28	227	2.56
6.56	57	5.12
9.84	25	7.68
13.12	14	10.24

for Narrow for Narrow 3000K / 4390Lm

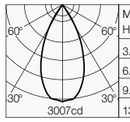

M		42°
H(ft)	E(ft-cd)	D(ft)
3.28	279	2.56
6.56	70	5.12
9.84	31	7.68
13.12	17	10.24

for Medium 3000K / 4390Lm

Semi-Diffuser lens filter | MLA-130/DS02

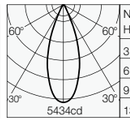

N		31°
H(ft)	E(ft-cd)	D(ft)
3.28	505	1.84
6.56	126	3.67
9.84	56	5.51
13.12	31	7.35

for Narrow for Narrow 3000K / 4390Lm

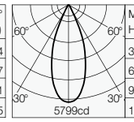

M		32°
H(ft)	E(ft-cd)	D(ft)
3.28	539	1.90
6.56	135	3.81
9.84	60	5.71
13.12	34	7.61

for Medium 3000K / 4390Lm

Full-spread lens filter | MLA-130/SF01

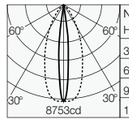

N		13°/41°
H(ft)	E(ft-cd)	D(ft)
3.28	813	0.79/2.49
6.56	203	1.57/4.99
9.84	90	2.36/7.48
13.12	51	3.15/9.97

for Narrow for Narrow 3000K / 4390Lm

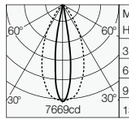

M		18°/44°
H(ft)	E(ft-cd)	D(ft)
3.28	713	1.08/2.66
6.56	178	2.17/5.31
9.84	79	3.25/7.97
13.12	45	4.33/10.63

for Medium 3000K / 4390Lm

Semi-Spread lens filter | MLA-130/SS01

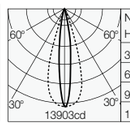

N		13°/33°
H(ft)	E(ft-cd)	D(ft)
3.28	1292	0.79/1.97
6.56	323	1.57/3.94
9.84	144	2.36/5.91
13.12	81	3.15/7.87

for Narrow for Narrow 3000K / 4390Lm

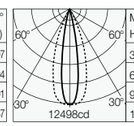

M		18°/33°
H(ft)	E(ft-cd)	D(ft)
3.28	1161	1.05/2.00
6.56	290	2.10/4.00
9.84	129	3.15/6.00
13.12	73	4.20/8.01

for Medium 3000K / 4390Lm

Edge-control lens filter | MLA-130/EC02

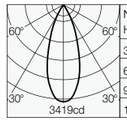

N		32°
H(ft)	E(ft-cd)	D(ft)
3.28	3420	1.90
6.56	855	3.81
9.84	380	5.71
13.12	213	7.61

for Narrow for Narrow 3000K / 4390Lm

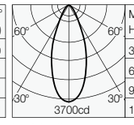

M		34°
H(ft)	E(ft-cd)	D(ft)
3.28	3701	2.03
6.56	925	4.07
9.84	411	6.10
13.12	231	8.14

for Medium 3000K / 4390Lm

Sharpener lens filter | MLA-130/SH01

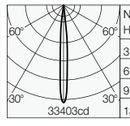

N		9°
H(ft)	E(ft-cd)	D(ft)
3.28	3103	0.52
6.56	776	1.05
9.84	345	1.57
13.12	194	2.10

Narrow only

for Narrow for Narrow 3000K / 4390Lm

The attachment of the filters

① Remove the lock by sliding the body along the arrow direction, and detach the hood from the body.

② Rotate the option holder in the hood along the arrow direction and take the option holder out from the hood.

③ Put the filter into the hood.
※ up to 2 filters can be inserted.
※ The sharpener lens are counted as 2 lens.

④ Put back the option holder to the hood.

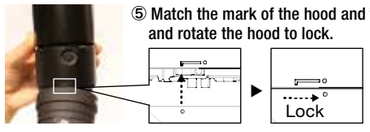

⑤ Match the mark of the hood and the body and rotate the hood to lock.

ACCENT | Track light

MMP-130S/5H

Product code

[ex : 50°Hood / White / EUTRAC type / Narrow 11° / 3000K]

MMP-130S/5H/W/2E/N/40B 30/ Z1 /2

Basic Product Series	Hood	Color	Track type	Light distribution	Light source	Color temperature	Driver type	Auth-entication

◎EUTRAC type
Dimming | 0-10V | 10-100%

White	MMP-130S/5H/W/2E/N.M/40B27.30.35.40/Z1/2
Matte black	MMP-130S/5H/M/2E/N.M/40B27.30.35.40/Z1/2
Chrome	MMP-130S/5H/S/2E/N.M/40B27.30.35.40/Z1/2

Products Specifications

・Input Voltage	AC120V
・Power consumption	52.0W(AC120V)
・Luminance flux	4,161 ～ 4,577 lm
・Color rendering	CRI (Ra)＝93(typ)
・Fixture's weight	3.64 lbs
・Light distribution	Narrow (11°) Medium (18°)
・Input current	0.441A (120V)
・Aiming distance	0.3m (11 13/16 in)
・Tilting angle	100°
・Filter lighting®	2 Filters

Size

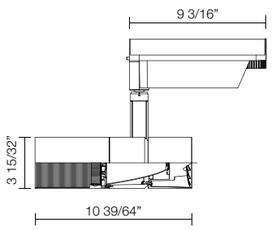

Track system designation

EUTRAC : Series 230,233
EUTRAC CORP NA

Installation

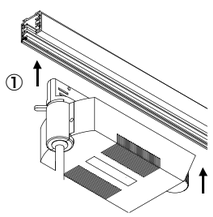

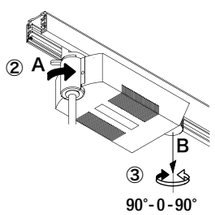

① Make sure ridge of adaptor aligns with groove in track.

② Turn knob A 90° clockwise to connect to track. the lighting rail.
③ Turn knob B 90° clockwise to connect to circuit 1.
and 90°anti-clockwise to connect to circuit 2.

Additional Accesaries

・Lens Filter

Full-Diffuser lens filter
MLA-130/DF01

Semi-Diffuser lens filter
MLA-130/DS02

Full-spread lens filter
MLA-130/SF01

Semi-Spread lens filter
MLA-130/SS01

Edge-control lens filter
MLA-130/EC02

Sharpener lens filter
MLA-130/SH01

How to do tilt lock / pan lock

Each angle can be locked by allen wrench attached.

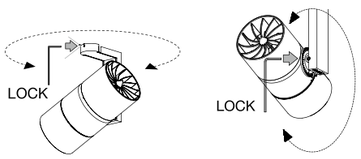

Light distribution

Narrow : 11°

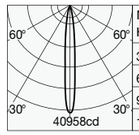

N		11°
H(ft)	E(ft-cd)	D(ft)
3.28	3805	0.66
6.56	951	1.31
9.84	423	1.97
13.12	238	2.62

3000K / 4390Lm

E(ft-cd)	2700K 4161lm	3000K 4390lm	3500K 4488lm	4000K 4577lm
3.28ft	3607	3805	3890	3967
6.56ft	902	951	973	992
9.84ft	401	423	432	441
13.12ft	225	238	243	248

Medium : 18°

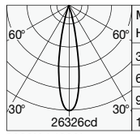

M		18°
H(ft)	E(ft-cd)	D(ft)
3.28	2446	1.05
6.56	611	2.10
9.84	272	3.15
13.12	153	4.20

3000K / 4390Lm

E(ft-cd)	2700K 4161lm	3000K 4390lm	3500K 4488lm	4000K 4577lm
3.28ft	2318	2446	2501	2501
6.56ft	580	611	625	625
9.84ft	258	272	278	278
13.12ft	145	153	156	156

Light distribution with Filter lighting®

Full-Diffuser lens filter | MLA-130/DF01

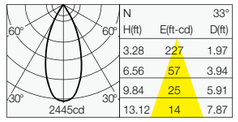

N		33°
H(ft)	E(ft-cd)	D(ft)
3.28	227	1.97
6.56	57	3.94
9.84	25	5.91
13.12	14	7.87

for Narrow for Narrow 3000K / 4390Lm

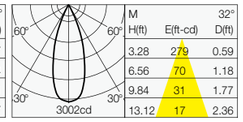

M		32°
H(ft)	E(ft-cd)	D(ft)
3.28	279	0.59
6.56	70	1.18
9.84	31	1.77
13.12	17	2.36

for Medium 3000K / 4390Lm

Semi-Diffuser lens filter | MLA-130/DS02

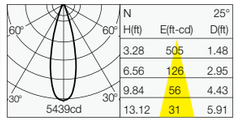

N		25°
H(ft)	E(ft-cd)	D(ft)
3.28	505	1.48
6.56	126	2.95
9.84	56	4.43
13.12	31	5.91

for Narrow for Narrow 3000K / 4390Lm

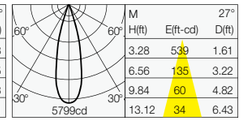

M		27°
H(ft)	E(ft-cd)	D(ft)
3.28	539	1.61
6.56	135	3.22
9.84	60	4.82
13.12	34	6.43

for Medium 3000K / 4390Lm

Full-spread lens filter | MLA-130/SF01

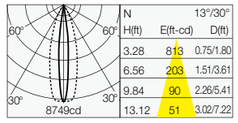

N		13°/30°
H(ft)	E(ft-cd)	D(ft)
3.28	813	0.75/1.80
6.56	203	1.51/3.61
9.84	90	2.26/5.41
13.12	51	3.02/7.22

for Narrow for Narrow 3000K / 4390Lm

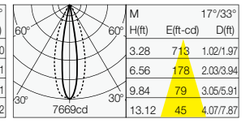

M		17°/33°
H(ft)	E(ft-cd)	D(ft)
3.28	713	1.02/1.97
6.56	178	2.03/3.94
9.84	79	3.05/5.91
13.12	45	4.07/7.87

for Medium 3000K / 4390Lm

Semi-Spread lens filter | MLA-130/SS01

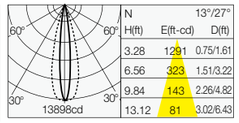

N		13°/27°
H(ft)	E(ft-cd)	D(ft)
3.28	1291	0.75/1.61
6.56	323	1.51/3.22
9.84	143	2.26/4.82
13.12	81	3.02/6.43

for Narrow for Narrow 3000K / 4390Lm

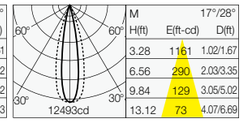

M		17°/28°
H(ft)	E(ft-cd)	D(ft)
3.28	1161	1.02/1.67
6.56	290	2.03/3.35
9.84	129	3.05/5.02
13.12	73	4.07/6.69

for Medium 3000K / 4390Lm

Edge-control lens filter | MLA-130/EC02

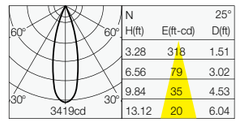

N		25°
H(ft)	E(ft-cd)	D(ft)
3.28	318	1.51
6.56	79	3.02
9.84	35	4.53
13.12	20	6.04

for Narrow for Narrow 3000K / 4390Lm

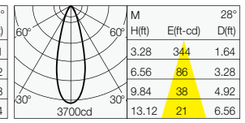

M		28°
H(ft)	E(ft-cd)	D(ft)
3.28	344	1.64
6.56	86	3.28
9.84	38	4.92
13.12	21	6.56

for Medium 3000K / 4390Lm

Sharpener lens filter | MLA-130/SH01

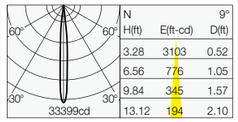

N		9°
H(ft)	E(ft-cd)	D(ft)
3.28	3103	0.52
6.56	776	1.05
9.84	345	1.57
13.12	194	2.10

Narrow only

for Narrow for Narrow 3000K / 4390Lm

The attachment of the filters

① Remove the lock by sliding the body along the arrow direction, and detach the hood from the body.

② Rotate the option holder in the hood along the arrow direction and take the option holder out from the hood.

③ Put the filter into the hood.
※ up to 2 filters can be inserted.
※ The sharpener lens are counted as 2 lens.

④ Put back the option holder to the hood.

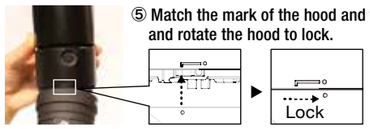

⑤ Match the mark of the hood and the body and rotate the hood to lock.

ACCENT | Track light

MMP-130S/SH

Product code

[ex : Slant Hood / White / EUTRAC type / Narrow 11° / 3000K]

MMP-130S/SH/W/2E/N/40B 30/ Z1 /2

Basic Product Series	Hood	Color	Track type	Light distribution	Light source	Color temperature	Driver type	Auth-entication

◎EUTRAC type

Dimming | 0-10V | 10-100%

White	MMP-130S/SH/W/2E/N.M/40B27.30.35.40/Z1/2
Matte black	MMP-130S/SH/M/2E/N.M/40B27.30.35.40/Z1/2
Chrome	MMP-130S/SH/S/2E/N.M/40B27.30.35.40/Z1/2

Products Specifications

・Input Voltage	AC120V
・Power consumption	52.0W(AC120V)
・Luminance flux	4,161 ～ 4,577 lm
・Color rendering	CRI (Ra)＝93(typ)
・Fixture's weight	3.64 lbs
・Light distribution	Narrow (11°) Medium (19°)
・Input current	0.441A (120V)
・Aiming distance	0.3m (11 13/16in)
・Tilting angle	100°
・Filter lighting®	2 Filters

Size

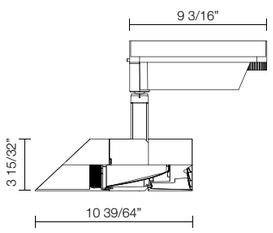

Track system designation

EUTRAC : Series 230,233
EUTRAC CORP NA

Installation

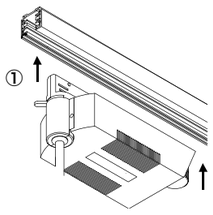

① Make sure ridge of adaptor aligns with groove in track.

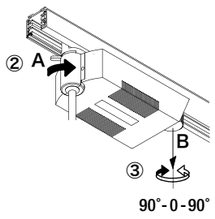

② Turn knob A 90° clockwise to connect to track. the lighting rail.
③ Turn knob B 90° clockwise to connect to circuit 1. and 90°anti-clockwise to connect to circuit 2.

Additional Accesaries

・Lens Filter

Full-Diffuser lens filter
MLA-130/DF01

Semi-Diffuser lens filter
MLA-130/DS02

Full-spread lens filter
MLA-130/SF01

Semi-Spread lens filter
MLA-130/SS01

Edge-control lens filter
MLA-130/EC02

Sharpener lens filter
MLA-130/SH01

How to do tilt lock / pan lock

Each angle can be locked by allen wrench attached.

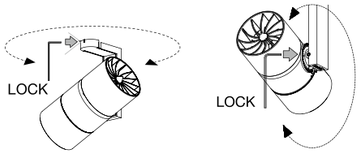

Light distribution

Narrow : 11°

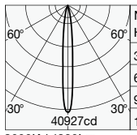

N		11°
H(ft)	E(ft-cd)	D(ft)
3.28	3802	0.69
6.56	951	1.38
9.84	422	2.07
13.12	238	2.76

3000K / 4390Lm

E(ft-cd)	2700K 4161lm	3000K 4390lm	3500K 4488lm	4000K 4577lm
3.28ft	3604	3802	3887	3964
6.56ft	901	951	972	991
9.84ft	400	422	432	440
13.12ft	225	238	243	248

Medium : 19°

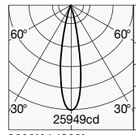

M		19°
H(ft)	E(ft-cd)	D(ft)
3.28	2411	1.12
6.56	603	2.23
9.84	268	3.35
13.12	151	4.46

3000K / 4390Lm

E(ft-cd)	2700K 4161lm	3000K 4390lm	3500K 4488lm	4000K 4577lm
3.28ft	2285	2411	2465	2513
6.56ft	571	603	616	628
9.84ft	254	268	274	279
13.12ft	143	151	154	157

Light distribution with Filter lighting®

Full-Diffuser lens filter | MLA-130/DF01

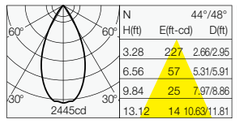

N		44°/48°
H(ft)	E(ft-cd)	D(ft)
3.28	227	2.66/2.95
6.56	57	5.31/5.91
9.84	25	7.97/8.86
13.12	14	10.63/11.81

for Narrow for Narrow 3000K / 4390Lm

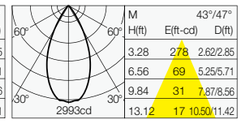

M		43°/47°
H(ft)	E(ft-cd)	D(ft)
3.28	278	2.62/2.85
6.56	69	5.25/5.71
9.84	31	7.87/8.56
13.12	17	10.50/11.42

for Medium 3000K / 4390Lm

Semi-Diffuser lens filter | MLA-130/DS02

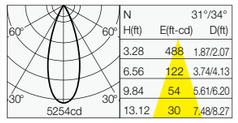

N		31°/34°
H(ft)	E(ft-cd)	D(ft)
3.28	488	1.87/2.07
6.56	122	3.74/4.13
9.84	54	5.61/6.20
13.12	30	7.48/8.27

for Narrow for Narrow 3000K / 4390Lm

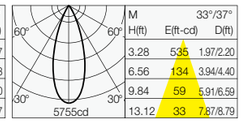

M		33°/37°
H(ft)	E(ft-cd)	D(ft)
3.28	535	1.97/2.20
6.56	134	3.94/4.40
9.84	59	5.91/6.59
13.12	33	7.87/8.79

for Medium 3000K / 4390Lm

Full-spread lens filter | MLA-130/SF01

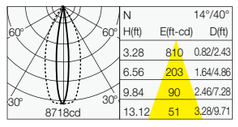

N		14°/40°
H(ft)	E(ft-cd)	D(ft)
3.28	810	0.82/2.43
6.56	203	1.64/4.86
9.84	90	2.46/7.28
13.12	51	3.28/9.71

for Narrow for Narrow 3000K / 4390Lm

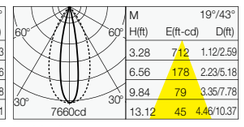

M		19°/43°
H(ft)	E(ft-cd)	D(ft)
3.28	712	1.12/2.59
6.56	178	2.23/5.18
9.84	79	3.35/7.78
13.12	45	4.46/10.37

for Medium 3000K / 4390Lm

Semi-Spread lens filter | MLA-130/SS01

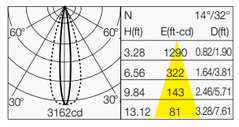

N		14°/32°
H(ft)	E(ft-cd)	D(ft)
3.28	1290	0.82/1.90
6.56	322	1.64/3.81
9.84	143	2.46/5.71
13.12	81	3.28/7.61

for Narrow 3000K / 4390Lm

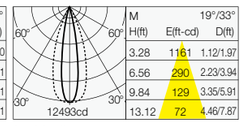

M		19°/33°
H(ft)	E(ft-cd)	D(ft)
3.28	1161	1.12/1.97
6.56	290	2.23/3.94
9.84	129	3.35/5.91
13.12	72	4.46/7.87

for Medium 3000K / 4390Lm

Edge-control lens filter | MLA-130/EC02

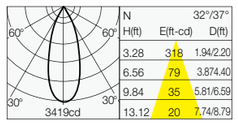

N		32°/37°
H(ft)	E(ft-cd)	D(ft)
3.28	318	1.94/2.20
6.56	79	3.874.40
9.84	35	5.81/6.59
13.12	20	7.74/8.79

for Narrow for Narrow 3000K / 4390Lm

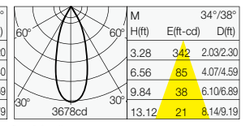

M		34°/38°
H(ft)	E(ft-cd)	D(ft)
3.28	342	2.03/2.30
6.56	85	4.07/4.59
9.84	38	6.10/6.89
13.12	21	8.14/9.19

for Medium 3000K / 4390Lm

Sharpener lens filter | MLA-130/SH01

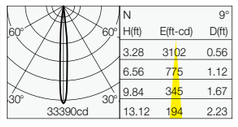

N		9°
H(ft)	E(ft-cd)	D(ft)
3.28	3102	0.56
6.56	775	1.12
9.84	345	1.67
13.12	194	2.23

for Narrow for Narrow 3000K / 4390Lm

Narrow only

The attachment of the filters

① Remove the lock by sliding the body along the arrow direction, and detach the hood from the body.

② Rotate the option holder in the hood along the arrow direction and take the option holder out from the hood.

③ Put the filter into the hood.
※ up to 2 filters can be inserted.
※ The sharpener lens are counted as 2 lens.

④ Put back the option holder to the hood.

⑤ Match the mark of the hood and the body and rotate the hood to lock.

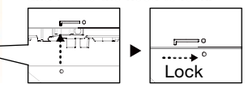

PAT.P / D.PAT.P in Japan

NANOTECO corporation

ConsciLed

Linear Line light【ConscieLed】

LED linear line light was developed by NANOTECO Corporation which the compound semiconductor research group at The University of Electro-Communications has established. The integration with the technologies originated from the academic field enhances this LED linear line light' s function and efficiency.

□ Specifications

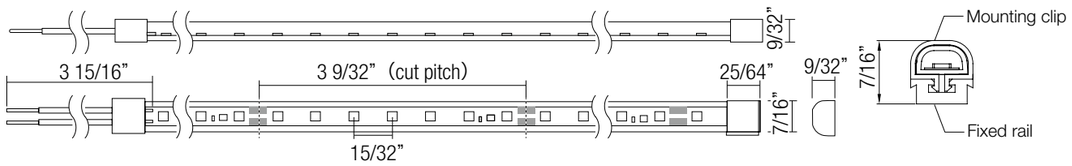

Input Voltage	DC24V (dedicated driver)
Energy Consumption	12W (per 39 3/8")
Consumption Efficiency	98.6 lm/W
Weight	30g (per 39 3/8")
Maximum Length of Straight Line Connection	Max.314 61/64" ◉Voltage drop prevention circuit included
Dustproof/Dripproof Performance	IP 65
Dimming Compatible	0-10V
Statement of Conformity/Standard	—
Product Warranty	Long-term 3 year warranty
Accessories	Mounting Clip (4pcs / per 39 3/8")

◉The quantity of light per 39 3/8" is high such as maximum 1,234lm.

◉ Dimmable : 0-10V control type

◉ Long-term "3 year warranty"

◉The width is only 7/16", so the installation in a limited space is possible.

◉The voltage drop protection circuit is built in to prevent the nonuniformity of light.

Color Temperature | Light Source Luminous Flux (lm/W) | General Color Rendering Index (Ra)

Color Temperature (K)	Light Source Luminous Flux (lm/W)	General Color Rendering Index (Ra)
2400	1,187	83 typical
2700	1,169	93 typical
3000	1,191	93 typical
3500	1,217	93 typical
4000	1,234	93 typical

Light Distribution Data 3000K

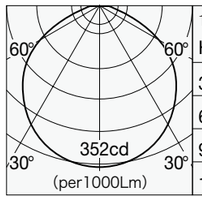

1/2 Illumination Angle 65°

H(ft)	E(ft-cd)	D(ft)
3.28	33	4.23
6.56	8	8.99
9.84	4	12.70
13.12	2	16.93

Product Item Number

MAE-CL/B30/1000/Z1/2

- Product Type
- version
- Color Temperature
- length (mm)

Sold Separately

Fixed rail
(mounting clip 4 pieces : supplied with the product)
MAE-CRC04/1000/02

Outer cover (Flat head)
MAE-CFH/1024/01

End cap (Flat head)
MAE-CFE/01

Fixed rail
(mounting clip 12 pieces : supplied with the product)
MAE-CRC12/1000/02

Outer cover (Round head)
MAE-CRH/1024/01

End cap (Round head)
MAE-CRE/01

Mounting clip
MAE-CCL/04/01

Joint Spacer
MAE-CJS/01

Tilt braket
(4 pieces)
MAE-CTB04/01

Product Item Number

Length	2400K	2700K	3000K	3500K	4000K
19 11/16" (500 mm)	MAE-CL/B24/0500/Z1/2	MAE-CL/B27/0500/Z1/2	MAE-CL/B30/0500/Z1/2	MAE-CL/B35/0500/Z1/2	MAE-CL/B40/0500/Z1/2
39 3/8" (1000 mm)	MAE-CL/B24/1000/Z1/2	MAE-CL/B27/1000/Z1/2	MAE-CL/B30/1000/Z1/2	MAE-CL/B35/1000/Z1/2	MAE-CL/B40/1000/Z1/2
59 1/16" (1500 mm)	MAE-CL/B24/1500/Z1/2	MAE-CL/B27/1500/Z1/2	MAE-CL/B30/1500/Z1/2	MAE-CL/B35/1500/Z1/2	MAE-CL/B40/1500/Z1/2
78 47/64" (2000 mm)	MAE-CL/B24/2000/Z1/2	MAE-CL/B27/2000/Z1/2	MAE-CL/B30/2000/Z1/2	MAE-CL/B35/2000/Z1/2	MAE-CL/B40/2000/Z1/2
98 27/64" (2500 mm)	MAE-CL/B24/2500/Z1/2	MAE-CL/B27/2500/Z1/2	MAE-CL/B30/2500/Z1/2	MAE-CL/B35/2500/Z1/2	MAE-CL/B40/2500/Z1/2
118 7/64" (3000 mm)	MAE-CL/B24/3000/Z1/2	MAE-CL/B27/3000/Z1/2	MAE-CL/B30/3000/Z1/2	MAE-CL/B35/3000/Z1/2	MAE-CL/B40/3000/Z1/2

◉ The length can be selected every 3 9/32" from 3 9/32" to 118 1/16" .

Specifications of Driver

Driver Number 96W : OT96W/24V/UNV/DIM

OT96W/24V/UNV/DIM	
Input Voltage	120-277V 50/60Hz
DC Output	24V 4A
Power Factor	0.95
Max. Output Voltage	96W
Weight	453g
Dustproof/Dripproof Performance	IP64
Dimming Compatible	0-10V
Statement of Conformity/Standard	RoHS, RU, CSA

Driver size



Installation Guide

【EXAMPLE】 In case of connecting 78 47/64" of ConsciLed linear light to make 314 61/64" long

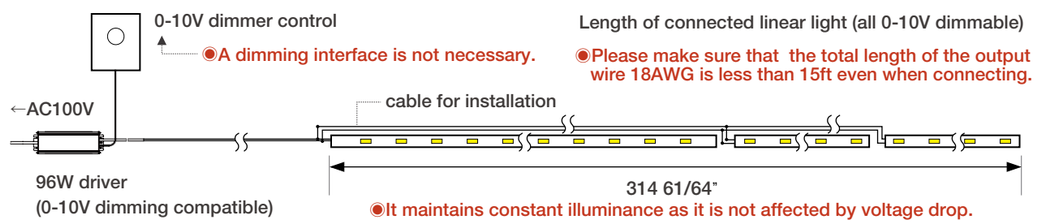

Office locations

A ModuleX HOLDINGS Group Company

ModuleX Inc.

Head Office

#21 AraiBldg. 1-20-6 Ebisu-Minami Shibuya-ku, Tokyo, Japan
Tel : +81-3-3792-9111
Fax : +81-3-5768-3690

OSAKA branch

4-1-21 Kitahama, Chuo-ku, Osaka
Tel : +81-6-7167-2474
Fax : +81-6-7167-2477

FUKUOKA branch

1-8-30-1 Daimyo, Chuo-ku, Fukuoka, Japan
Tel : +81-92-732-4211
Fax : +81-92-732-4311

ModuleX LIGHTING SOLUTION CENTER Kanazawa

Mori Building 101,2-177, Irie, Kanazawa-shi, Ishikawa
Tel. +81-76-259-5620
Fax : +81-76-259-5621

ModuleX Factory

1-20-19 Horikiri, Katsushika-ku, Tokyo, Japan
Tel : +81-3-5672-7712
Fax : +81-3-5672-7736

SINGAPORE

ModuleX LIGHTING SOLUTIONS (SINGAPORE) Pte. Ltd.
18 Teck Lim Road, #01-01, Singapore 088390
Tel : +65 6221 5140

Sale Representative in North America

Mosheo Corp
2B Airport Drive Ext. Hopedale, MA 01747 U.S.A

London

CONCORD Lighting [Distributor]
Longbow House, 14-20 Chiswell Street, London, EC1Y 4TW, U.K.

Milan

ModuleX milan office
Via Gustavo Fara 10, 20124 Milan. ITALY.

Ⓒ Copyright ModuleX Inc. April 2018